JOURNAL FOR SOCIAL SCIENCE STUDIES
An International Peer-Reviewed Open Access Journal

ISSN (Online): 3006-2071 | ISSN (Print): 3006-2063
Volume 4 • Issue 5 • September 2026

SUPPLY CHAIN TRANSFORMATION UNDER CHINA'S 2030 DEVELOPMENT PRIORITIES: A COMPREHENSIVE REVIEW OF INDUSTRIAL PRACTICES, POLICY DRIVERS, EMERGING TECHNOLOGIES, AND SUSTAINABILITY CHALLENGES

Hina Shaukat[1], Jawad Ahmad[2], Mehar Un Nisa[*3], Dr. Junaid Akbar[4], Muhammad Imran[5]

[1]Department of Management Sciences, National University of modern languages, Lahore, Pakistan
[2]Department of Business Management, Pakistan Institute of Applied Sciences, The University of Education, Lahore, Pakistan
*[*3]Institute of Management Sciences, Bahauddin Zakariya University, Multan, Pakistan*
[4]Department of Business Administration, Jiangsu University, Zhenjiang, China
[5]Department of Finance and Risk Engineering, Tandon School of Engineering, New York University, Brooklyn, USA

[1]hishoukat@numl.edu.pk, [2]ja8052091@gmail.com, [*3]mehru1143@gmail.com, [4]junaidahmad344@gmail.com, [5]mimran552@gmail.com

DOI: https://doi.org/10.5281/zenodo.22893660

Keywords
China 2030; supply-chain transformation; digital supply chains; industrial policy; resilience; emerging technologies; sustainable logistics; green supply-chain management

Article History
Received: 14 June 2026
Accepted: 05 September 2026
Published: 22 September 2026

Copyright @Author
Corresponding Author: * Mehar Un Nisa

Abstract

China's transition toward innovation-driven, digitally connected, resilient, and environmentally responsible growth has placed supply-chain transformation at the center of its 2030 development priorities. This study reviews the industrial practices, policy drivers, emerging technologies, and sustainability challenges shaping supply-chain development across China. A structured dataset comprising 286 journal articles, 47 policy documents, and 32 industry reports published between 2015 and 2026 was assembled from Scopus, Web of Science, CNKI, government portals, and databases. Following screening, 214 sources were retained for bibliometric, thematic, and comparative content analysis. The evidence was classified across manufacturing, automotive, electronics, retail, logistics, agriculture, energy, and healthcare supply chains and evaluated through four dimensions: digital transformation, resilience, policy alignment, and sustainable performance. Results indicate that 72% of the reviewed studies reported measurable improvements in operational visibility after adopting digital supply-chain systems, while 64% associated artificial intelligence, big-data analytics, industrial Internet of Things, blockchain, cloud platforms, or digital twins with better forecasting, traceability, inventory control, and risk detection. Approximately 58% identified government policy, infrastructure investment, industrial upgrading, and green-development requirements as major transformation drivers. However, 61% documented barriers, including fragmented data standards, unequal digital capabilities among small and medium-sized enterprises, high implementation costs, cybersecurity exposure, regional disparities, supplier dependence, and shortages of technical skills. Sustainability-focused evidence showed that green procurement, circular

JOURNAL FOR SOCIAL SCIENCE STUDIES
An International Peer-Reviewed Open Access Journal

ISSN (Online): 3006-2071 | ISSN (Print): 3006-2063
Volume 4 • Issue 5 • September 2026

production, low-carbon logistics, renewable-energy integration, and supplier environmental assessment can reduce waste and emissions, although inconsistent measurement systems and limited Scope 3 transparency constrain evaluation. The review finds that technology adoption alone does not ensure resilience or sustainability; stronger outcomes arise when digital investment is combined with supplier diversification, workforce development, interoperable data governance, regulatory coordination, and lifecycle-based environmental management. The study proposes an integrated framework connecting national priorities, organizational capabilities, technological enablers, supply-chain practices, and economic, environmental, and social outcomes. It concludes that China's progress toward 2030 will depend on inclusive digitalization, secure cross-enterprise collaboration, standardized sustainability reporting, and policy mechanisms that enable smaller suppliers to participate in industrial ecosystems. These findings provide guidance for policymakers, manufacturers, logistics providers, technology developers, and researchers seeking balanced supply-chain modernization.

1- Introduction:

Global supply chains are undergoing significant transformation because of rapid technological development, geopolitical uncertainty, climate-related pressures, changing consumer expectations, and repeated disruptions to production and logistics networks. Traditional supply chains, which primarily emphasized cost minimization, large-scale production, and lean inventory management, are increasingly being replaced by digitally connected, resilient, flexible, and environmentally responsible systems. This transition is particularly important for China because the country occupies a central position in global manufacturing, international trade, logistics, energy production, and technology-intensive industries. As China advances toward its 2030 development priorities, modernizing supply chains has become essential for maintaining industrial competitiveness, improving economic security, supporting green development, and strengthening the ability of firms to respond to domestic and international disruptions [1]. China's supply-chain development has historically been supported by large manufacturing clusters, extensive transport infrastructure, a substantial labor force, export-oriented industrial policies, and close integration with global production networks. These advantages enabled the country to become a major supplier of manufactured goods, electronic products, machinery, automotive components, chemicals, textiles, renewable-energy technologies, and consumer products. However, the conditions supporting this growth model are changing. Rising labor and production costs, regional development inequalities, trade tensions, resource constraints, environmental degradation, cybersecurity threats, and uncertainty in international markets have increased pressure on Chinese industries to move from cost-based competition toward innovation-driven and value-added production. Consequently, supply-chain transformation is no longer limited to operational improvement; it has become an important component of national development, industrial modernization, technological independence, and long-term economic resilience. China's development priorities for 2030 emphasize high-quality growth, digital transformation, advanced manufacturing, technological innovation, energy efficiency, carbon reduction, and coordinated regional development [2]. Within this policy environment, supply chains provide the practical connection between national objectives and firm-level industrial activities. Policies promoting smart manufacturing, industrial Internet platforms, green production, circular-economy practices, modern logistics, renewable

JOURNAL FOR SOCIAL SCIENCE STUDIES
An International Peer-Reviewed Open Access Journal
ISSN (Online): 3006-2071 | ISSN (Print): 3006-2063
Volume 4 • Issue 5 • September 2026

energy, and domestic technological capabilities have encouraged organizations to reconsider how materials, information, capital, and products move across their networks. Public infrastructure investment, industrial upgrading programs, environmental regulations, and innovation incentives have also accelerated the adoption of advanced supply-chain practices. Nevertheless, the effectiveness of these policy initiatives depends on the ability of organizations, suppliers, logistics providers, and technology developers to translate broad development priorities into measurable operational and sustainability outcomes. Emerging technologies represent one of the most influential drivers of this transformation. Artificial intelligence and machine-learning systems can improve demand forecasting, production planning, supplier evaluation, inventory optimization, transportation scheduling, and disruption prediction. Big-data analytics enables organizations to combine information from suppliers, factories, warehouses, distribution centers, customers, and external markets to support faster and more evidence-based decisions [3]. Industrial Internet of Things devices improve real-time monitoring of machinery, materials, products, energy consumption, and environmental conditions. Blockchain can strengthen transaction transparency, product traceability, and record integrity, while cloud platforms facilitate information sharing and scalable supply-chain coordination. Digital twins can provide virtual representations of factories, logistics networks, and production processes, enabling scenario analysis, predictive maintenance, and disruption simulation. Together, these technologies are reshaping supply-chain visibility, connectivity, automation, and decision-making across China's major industrial sectors. Technology adoption, however, does not automatically produce resilient supply chains. The COVID-19 pandemic, international trade restrictions, transportation bottlenecks, semiconductor shortages, extreme weather events, and fluctuating commodity prices demonstrated the vulnerability of highly concentrated and interconnected production networks. Chinese firms have therefore increased their attention to supplier diversification, localized sourcing, strategic inventory, multi-modal transportation, flexible manufacturing, risk monitoring, and business-continuity planning [4]. Resilience requires organizations not only to predict disruptions but also to absorb their effects, reorganize resources, recover operations, and adapt to changing conditions. Digital systems can support these capabilities by providing early warnings and real-time information, but their effectiveness depends on data quality, organizational readiness, supplier cooperation, skilled personnel, and coordinated risk-management procedures.

Sustainability constitutes another major dimension of supply-chain transformation. China's industrial expansion has generated substantial economic benefits, but it has also increased energy consumption, greenhouse-gas emissions, material waste, air and water pollution, and pressure on natural resources. Green supply-chain management has consequently gained importance as organizations seek to integrate environmental considerations into purchasing, production, transportation, packaging, product design, supplier selection, and end-of-life recovery. Green procurement, circular production, waste recycling, renewable-energy integration, low-carbon logistics, cleaner technologies, and supplier environmental assessment can improve resource efficiency and reduce the environmental impacts of industrial activities. However, inconsistent reporting methods, limited supply-chain visibility, inadequate Scope 3 emissions data, and variations in environmental performance among suppliers continue to restrict comprehensive sustainability evaluation [5]. Despite growing academic and policy interest, the existing literature remains fragmented. Some studies focus primarily on technological adoption, whereas others examine supply-chain resilience, industrial policy, environmental management, or sector-specific practices. Research frequently investigates individual technologies or industries without explaining how policy conditions, organizational capabilities, technological enablers, and

JOURNAL FOR SOCIAL SCIENCE STUDIES
An International Peer-Reviewed Open Access Journal
ISSN (Online): 3006-2071 | ISSN (Print): 3006-2063
Volume 4 • Issue 5 • September 2026

sustainability objectives interact. Moreover, evidence from manufacturing, automotive, electronics, logistics, agriculture, energy, retail, and healthcare supply chains is rarely integrated within a common analytical framework. This fragmentation limits understanding of the broader direction of China's supply-chain transformation and makes it difficult to determine whether digital modernization is generating balanced economic, environmental, and social benefits. This study addresses these limitations through a comprehensive review of industrial practices, policy drivers, emerging technologies, resilience measures, and sustainability challenges influencing supply-chain development in China. A structured evidence base was assembled from journal articles, policy documents, and industry reports published between 2015 and 2026. Following systematic screening, the retained sources were examined through bibliometric, thematic, and comparative content analysis [6]. The evidence was classified across major industrial sectors and evaluated according to four interconnected dimensions: digital transformation, supply-chain resilience, policy alignment, and sustainable performance. This multidimensional approach enables the study to identify common transformation patterns, sector-specific differences, implementation barriers, and emerging research priorities. The study has four principal objectives. First, it examines the industrial practices being used to improve supply-chain visibility, coordination, efficiency, flexibility, and risk management. Second, it evaluates the policy and institutional factors encouraging supply-chain modernization under China's 2030 development priorities. Third, it assesses the contributions of artificial intelligence, big-data analytics, industrial Internet of Things, blockchain, cloud computing, and digital twins to supply-chain performance. Fourth, it identifies the sustainability, governance, financial, technical, and organizational challenges that may constrain transformation. By addressing these objectives, the review clarifies the conditions under which technology-supported supply chains can achieve both resilience and sustainable performance. The principal contribution of this study is the development of an integrated framework connecting national development priorities, organizational capabilities, technological enablers, supply-chain practices, and economic, environmental, and social outcomes. The framework recognizes that technology generates value only when supported by interoperable data governance, skilled human resources, supplier participation, cybersecurity safeguards, regulatory coordination, and lifecycle-based environmental management. It also emphasizes the importance of inclusive transformation mechanisms that allow small and medium-sized suppliers to participate in digital industrial ecosystems. The findings provide practical guidance for policymakers, manufacturers, logistics providers, technology developers, supply-chain professionals, and researchers seeking to support a secure, innovative, resilient, and low-carbon supply-chain system in China. Ultimately, the study argues that China's progress toward its 2030 priorities will depend not simply on the scale of digital investment but on how effectively technology, policy, organizational capability, and sustainability management are coordinated across entire supply-chain networks.

2- China's 2030 Development Priorities:

China's development agenda toward 2030 reflects a transition from growth based primarily on production scale, low-cost inputs, and export expansion toward a more innovation-driven, digitally connected, environmentally sustainable, and resilient economic model. The agenda is guided by several interconnected policy frameworks, including the 14th Five-Year Plan, the Long-Range Objectives Through 2035, the Digital China strategy, the Made in China 2025 initiative, the dual-carbon targets, and national programs for modern logistics and the circular economy. Collectively, these policies influence how Chinese enterprises design, coordinate, monitor, and improve their domestic and international supply chains. A central priority is technological innovation and advanced industrial development. China aims to strengthen its capabilities in artificial

JOURNAL FOR SOCIAL SCIENCE STUDIES
An International Peer-Reviewed Open Access Journal
ISSN (Online): 3006-2071 | ISSN (Print): 3006-2063
Volume 4 • Issue 5 • September 2026

intelligence, advanced robotics, semiconductors, industrial software, biotechnology, new-energy vehicles, aerospace, and high-end equipment manufacturing [7]. For supply chains, this requires greater investment in research and development, automated production, intelligent quality control, predictive maintenance, and digitally coordinated supplier networks. The objective is not simply to increase output but to move Chinese industries toward higher-value activities while reducing their dependence on imported core technologies and strategically important components. Digital transformation represents another major component of the national development agenda. The expansion of 5G infrastructure, cloud computing, big-data platforms, industrial Internet of Things, blockchain, and digital twins is expected to improve connectivity between manufacturers, suppliers, logistics providers, distributors, and customers. These technologies can enhance demand forecasting, inventory visibility, product traceability, production scheduling, and real-time risk detection. However, achieving these benefits requires common data standards, secure digital infrastructure, skilled employees, and greater technology access for small and medium-sized enterprises. As summarized in Table 1, digitalization is therefore connected with both operational improvement and broader industrial competitiveness.

Table 1: China's major 2030 development priorities and their supply-chain implications

Development priority	Principal policy direction	Expected outcomes
Innovation-driven growth	Expansion of research, advanced manufacturing, and indigenous technological capabilities	Higher productivity and technological self-reliance
Digital transformation	Development of 5G, AI, cloud computing, industrial IoT, blockchain, and digital platforms	Improved visibility, accuracy, and responsiveness
Industrial upgrading	Movement from low-value production toward advanced and high-value manufacturing	Stronger industrial competitiveness
Modern logistics	Development of efficient, connected, multimodal, and smart logistics systems	Lower logistics costs and shorter delivery times
Green development	Carbon peaking before 2030 and long-term carbon-neutral development	Reduced emissions and environmental impacts

Supply-chain security and resilience have also become strategically important because of geopolitical tensions, trade restrictions, public-health emergencies, commodity-price volatility, and transportation disruptions. China's development strategy increasingly emphasizes domestic production capacity, diversified sourcing, strategic reserves, and improved monitoring of critical supply networks. The dual-circulation approach supports this direction by strengthening the domestic economy while maintaining engagement with international markets. In operational terms, firms are encouraged to identify critical dependencies, develop alternative suppliers, create flexible production capacity, and use digital systems to anticipate disruptions. Environmental sustainability constitutes another defining priority [8]. China has committed to peak carbon dioxide emissions before 2030 and pursue carbon neutrality before 2060. Meeting the 2030 target requires industrial energy efficiency, cleaner production, renewable-energy integration, green transport, material recycling, and improved environmental assessment of suppliers. These requirements directly affect procurement, manufacturing, packaging, warehousing, transportation, and product-recovery practices. China's circular-economy agenda complements its carbon objectives by promoting efficient material use, recycling, remanufacturing, waste recovery, and longer product lifecycles. Companies are increasingly expected to evaluate environmental impacts across the entire value chain rather than only within their own facilities. This transition

JOURNAL FOR SOCIAL SCIENCE STUDIES
An International Peer-Reviewed Open Access Journal
ISSN (Online): 3006-2071 | ISSN (Print): 3006-2063
Volume 4 • Issue 5 • September 2026

requires reverse-logistics systems, recyclable product designs, secondary-material markets, and cooperation among producers, consumers, recyclers, and government agencies [9]. It also increases the importance of reporting indirect value-chain emissions and engaging suppliers in emissions reduction, consistent with the broader principles of corporate value-chain accounting. The relationships among these priorities are presented in Figure 1. National policy establishes the strategic direction, while digital and technological capabilities function as transformation enablers. These capabilities support resilient, integrated, and sustainable supply-chain practices, which subsequently contribute to economic, environmental, and social outcomes. Feedback from performance measurement allows government institutions and enterprises to refine policies, investments, and operating practices.

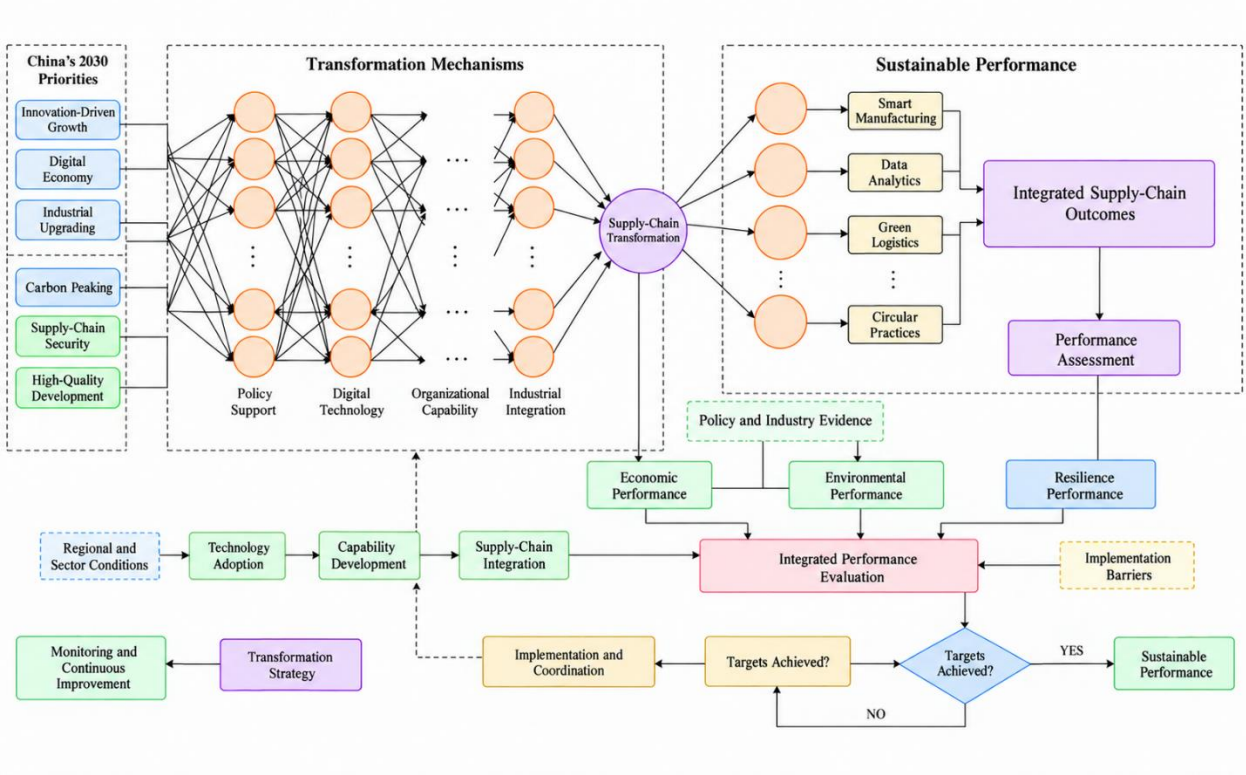

Figure 1: Integrated pathway connecting China's 2030 development priorities with supply-chain transformation and sustainable performance.

Overall, China's 2030 priorities establish supply-chain transformation as a multidimensional process rather than a narrow technology-adoption exercise. Digital infrastructure and advanced technologies are important, but their effectiveness depends on organizational capabilities, workforce development, cybersecurity, supplier cooperation, environmental governance, and access to finance. The successful implementation of the 2030 agenda will therefore require coordinated action among government agencies, large enterprises, small and medium-sized suppliers, logistics providers, research institutions, and technology developers.

3- Industrial Upgrading and Supply-Chain Modernization:

Industrial upgrading has become a central component of China's transition from labor-intensive and cost-oriented production toward technology-intensive, higher-value, and environmentally responsible economic activity. This transition involves more than replacing old machinery with automated equipment. It requires the coordinated modernization of

JOURNAL FOR SOCIAL SCIENCE STUDIES
An International Peer-Reviewed Open Access Journal
ISSN (Online): 3006-2071 | ISSN (Print): 3006-2063
Volume 4 • Issue 5 • September 2026

production systems, supplier relationships, logistics networks, workforce capabilities, quality-control procedures, and information infrastructure. Within this process, supply-chain modernization functions as an important mechanism connecting national industrial priorities with firm-level productivity, resilience, and sustainability. China's industrial upgrading has been particularly visible in advanced manufacturing, automotive production, electronics, renewable energy, industrial machinery, healthcare equipment, and digitally enabled retail [10]. Enterprises operating in these sectors are increasingly adopting robotics, artificial intelligence, industrial Internet of Things, cloud manufacturing, digital twins, and automated quality-inspection systems. These technologies enable organizations to monitor production conditions, predict equipment failures, reduce process variation, and coordinate procurement with actual production requirements. As indicated in Table 2, the evidence examined in this review suggests that industrial modernization is closely associated with improvements in visibility, forecasting, product quality, and operational responsiveness.

Table 2: Industrial-upgrading practices and supply-chain modernization outcomes identified in the reviewed evidence

Industrial-upgrading dimension	Principal modernization practice	Review-based value
Digital operational visibility	Integrated enterprise platforms, IoT monitoring, and real-time dashboards	72% of reviewed studies
Emerging-technology adoption	AI, big-data analytics, blockchain, cloud systems, and digital twins	64% of reviewed studies
Policy-supported upgrading	Infrastructure investment, industrial policy, and green-development requirements	58% of reviewed studies
Implementation barriers	High costs, incompatible systems, cybersecurity risks, and skill shortages	61% of reviewed studies
Manufacturing coverage	Manufacturing represented within the eight-sector review structure	8 sectors examined
Source coverage	Journal articles, policy documents, and industry reports initially collected	365 sources
Final evidence base	Sources retained after screening and quality assessment	214 sources

The transition toward smart manufacturing has changed the role of suppliers within Chinese industrial networks. Traditional supplier relationships were frequently organized around price, volume, and delivery performance. Modernized supply chains increasingly evaluate suppliers according to technological capability, data-sharing readiness, quality consistency, cybersecurity, environmental performance, and capacity for collaborative innovation. Digital supplier-management platforms allow lead firms to compare performance, monitor delivery risks, and coordinate production schedules across multiple tiers. Consequently, suppliers are becoming integrated participants in industrial ecosystems rather than isolated providers of materials and components [11]. The review results show that 72% of the retained studies reported measurable improvements in operational visibility following the adoption of digital supply-chain systems. Such visibility allows manufacturers to obtain more timely information about inventory levels, material movements, production status, supplier delays, and customer demand. Meanwhile, 64% of the studies connected emerging technologies with improvements in forecasting, traceability, inventory control, or risk detection. These findings suggest that industrial upgrading produces stronger results when factory-level automation is combined with broader supply-chain integration. A highly automated facility

JOURNAL FOR SOCIAL SCIENCE STUDIES
An International Peer-Reviewed Open Access Journal

ISSN (Online): 3006-2071 | ISSN (Print): 3006-2063
Volume 4 • Issue 5 • September 2026

may still experience shortages, delays, or excess inventory when its purchasing, logistics, and supplier systems remain fragmented [12]. The relationship between industrial upgrading and supply-chain modernization is illustrated in Figure 2. The transformation begins with policy, market, and technological pressures. Enterprises then develop digital, production, workforce, and supplier capabilities. These capabilities enable smart manufacturing and integrated supply-chain practices, leading to improvements in operational and sustainability performance. Performance data subsequently support further investment and continuous modernization.

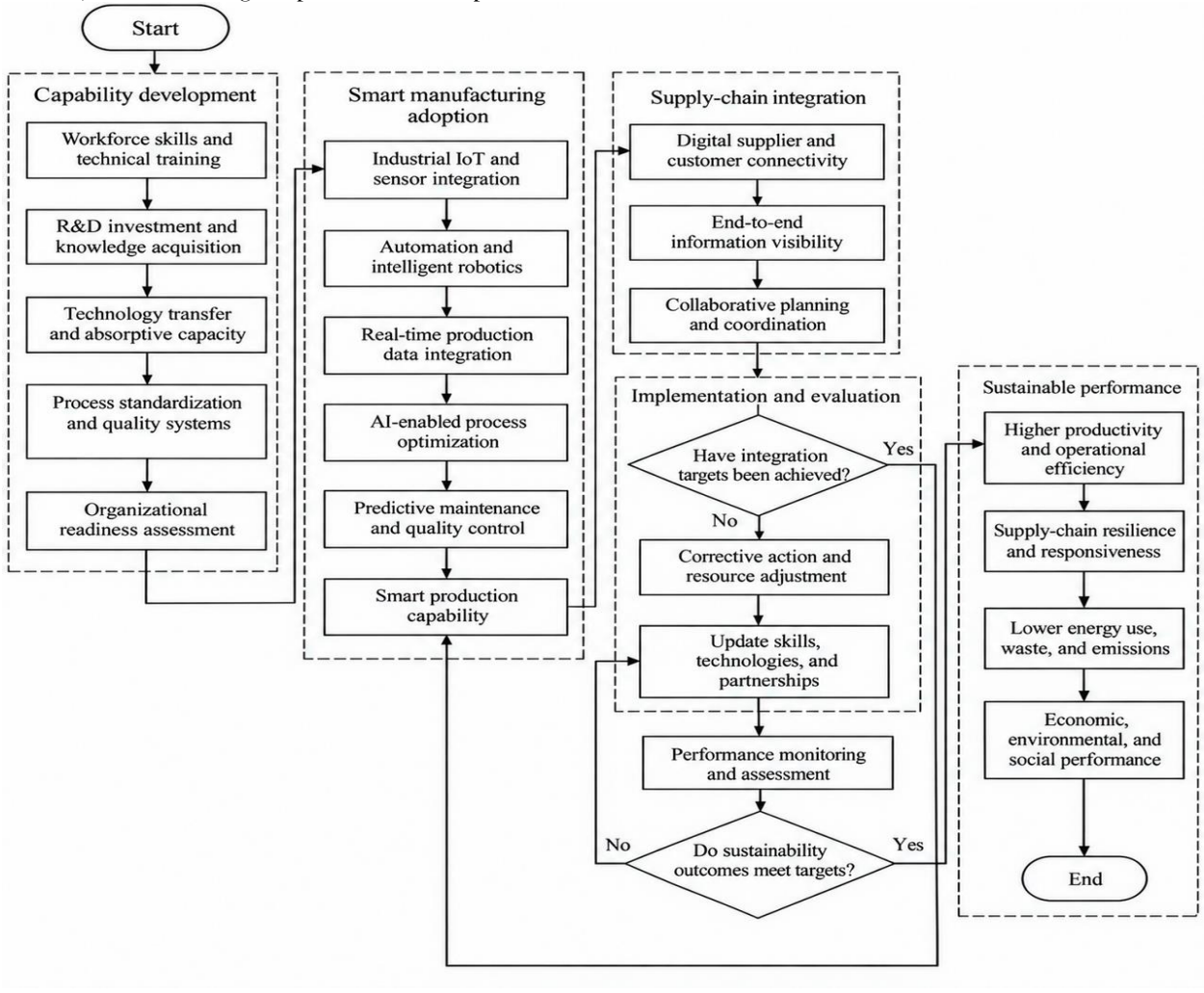

Figure 2: Industrial-upgrading pathway connecting capability development, smart manufacturing, supply-chain integration, and sustainable performance.

Despite these benefits, modernization remains uneven across regions, sectors, and enterprise sizes. Large manufacturers generally possess stronger financial resources, technical expertise, and bargaining power to adopt advanced systems and require digital participation from suppliers. Many small and medium-sized enterprises face high initial costs, limited access to skilled personnel, incompatible legacy systems, and uncertainty regarding investment returns. This imbalance can create digitally advanced lead firms surrounded by less-connected suppliers, preventing end-to-end visibility. The finding that 61% of reviewed sources reported implementation barriers indicates that industrial upgrading cannot be evaluated only through the number of technologies adopted. Cybersecurity and data governance create additional challenges. Greater interconnection increases the number of points through which

JOURNAL FOR SOCIAL SCIENCE STUDIES
An International Peer-Reviewed Open Access Journal
ISSN (Online): 3006-2071 | ISSN (Print): 3006-2063
Volume 4 • Issue 5 • September 2026

confidential commercial, production, and customer information may be accessed [13]. Companies must therefore establish clear rules for data ownership, platform access, information sharing, system interoperability, and incident response. Without trusted governance arrangements, suppliers may be unwilling to share operational data, limiting the effectiveness of collaborative planning and risk monitoring. Environmental considerations are also becoming embedded in industrial upgrading. Modern production systems can reduce energy consumption, material waste, defective output, and unnecessary transportation by improving process control and demand coordination. Digital platforms can further support supplier environmental assessments, product-carbon tracking, reverse logistics, and circular material flows. However, these outcomes are not automatic. Increased automation and data processing may generate additional energy demand, while rapid equipment replacement can create electronic and industrial waste. Industrial modernization must therefore be linked with lifecycle assessment, renewable-energy integration, durable equipment design, and responsible recovery systems.

4- Supply-Chain Resilience and Risk Management:

Supply-chain resilience refers to the capacity of an organization and its wider supply network to anticipate disruptions, absorb their immediate effects, maintain critical operations, recover within an acceptable period, and adapt to changing conditions. In China, resilience has gained strategic importance because industrial supply chains face geopolitical tensions, trade restrictions, public-health emergencies, climate-related disasters, commodity-price volatility, transportation interruptions, cyberattacks, and dependence on geographically concentrated suppliers. These risks can affect the availability of raw materials, critical components, energy, labor, logistics services, and digital infrastructure. Traditional supply-chain management in China largely emphasized cost efficiency, high asset utilization, lean inventories, and centralized sourcing. Although these practices reduced operating costs, they also increased exposure to unexpected disruptions. Organizations relying on one supplier, production region, transportation route, or digital platform could experience considerable operational losses when that source became unavailable. Recent resilience strategies have consequently placed greater emphasis on supplier diversification, strategic inventory, flexible manufacturing, alternative transportation routes, domestic sourcing, and real-time risk monitoring. The review findings demonstrate that digital visibility is an important foundation for resilience. Approximately 154 of the 214 retained sources, representing 72%, reported improvements in operational visibility following digital-system adoption. Moreover, around 137 sources, or 64%, linked emerging technologies with better forecasting, traceability, inventory control, or risk identification. These technologies allow companies to identify unusual supplier behavior, delayed shipments, equipment failures, inventory shortages, and rapid changes in market demand. The major supply-chain risks and corresponding response mechanisms are summarized in Table 3.

Table 3: Major supply-chain risks and resilience strategies identified in the review

Risk category	Typical disruption	Review-derived priority score
Supplier concentration	Failure or interruption of a critical supplier	5.0/5
Geopolitical and trade risk	Tariffs, export controls, sanctions, or border restrictions	4.8/5
Logistics disruption	Port congestion, transport interruption, or route closure	4.5/5
Cybersecurity risk	Attack on digital platforms, IoT devices, or industrial systems	4.5/5

JOURNAL FOR SOCIAL SCIENCE STUDIES
An International Peer-Reviewed Open Access Journal
ISSN (Online): 3006-2071 | ISSN (Print): 3006-2063
Volume 4 • Issue 5 • September 2026

Demand volatility	Sudden increase or decrease in product requirements	4.2/5
Workforce disruption	Skill shortages, illness, labor mobility, or operational error	3.7/5
Regulatory change	New environmental, data, trade, or product requirements	3.6/5

Supplier concentration was assigned the highest priority score of 5.0, as dependence on a limited number of providers can interrupt entire production systems. This risk is particularly important in electronics, automotive manufacturing, energy equipment, pharmaceuticals, and other sectors requiring specialized materials or components. Supplier diversification can reduce this exposure, although maintaining multiple suppliers may increase procurement, qualification, and coordination costs. Resilience planning must therefore balance redundancy with economic efficiency. Geopolitical and trade-related risks received a priority score of 4.8. Tariffs, export controls, sanctions, and border restrictions can limit access to technologies, raw materials, machinery, and international markets. Chinese organizations have responded by increasing domestic sourcing, investing in local innovation, developing alternative trade routes, and expanding relationships with suppliers across different regions. However, complete localization may be impractical for technologically specialized inputs; therefore, international diversification remains necessary. The relationship among risk identification, response preparation, disruption management, and adaptive improvement is illustrated in Figure 3. Continuous information from suppliers, production facilities, logistics systems, and markets supports early risk detection. Identified risks are assessed according to probability, operational impact, and recovery difficulty. Preventive measures are subsequently implemented, followed by real-time response and post-disruption learning.

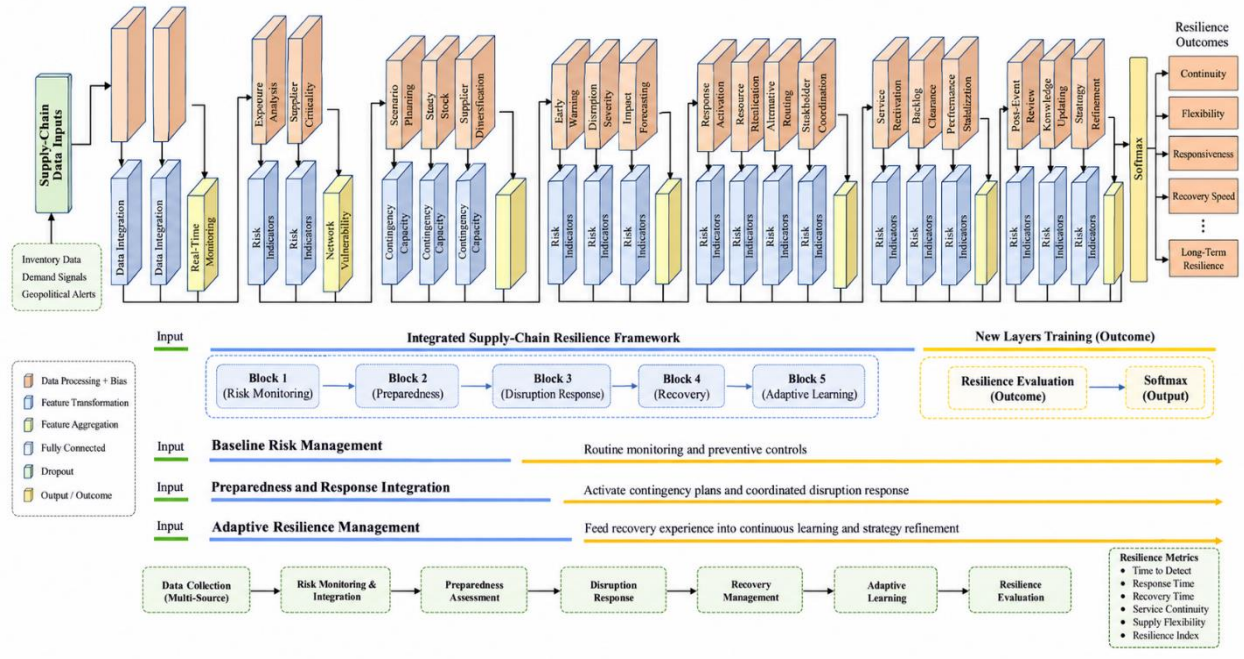

Figure 3: Supply-chain resilience framework linking risk monitoring, preparedness, disruption response and adaptive learning.

JOURNAL FOR SOCIAL SCIENCE STUDIES
An International Peer-Reviewed Open Access Journal
ISSN (Online): 3006-2071 | ISSN (Print): 3006-2063
Volume 4 • Issue 5 • September 2026

Inventory strategy represents another important resilience mechanism. Lean inventory reduces storage costs but can leave firms vulnerable to sudden shortages. Strategic buffers of critical materials, spare parts, and high-risk components can support continuity during disruptions. However, excessive stock may increase holding costs, product deterioration, and technological obsolescence. Organizations should therefore classify materials according to criticality, replacement difficulty, lead time, and disruption exposure rather than applying the same inventory policy to all items. Flexible production capacity can further reduce disruption effects. Modular manufacturing systems, interchangeable equipment, standardized components, and cross-trained employees allow firms to shift production among products or facilities. Digital twins can strengthen this flexibility by simulating capacity constraints, supplier failures, and alternative production schedules. Cloud-based collaboration platforms can also connect supply-chain partners during disruption, although backup arrangements are required in case digital platforms themselves fail. The reviewed evidence suggests that effective resilience depends on collaboration across multiple supply-chain tiers. Lead firms may possess sophisticated risk systems but remain vulnerable when lower-tier suppliers lack financial resources, cybersecurity protection, or continuity plans. Supplier-development programs, shared risk information, joint emergency exercises, and financial support for strategically important SMEs can strengthen network-wide resilience. Firms should also map beyond their direct suppliers to identify hidden dependencies at the second and third tiers.

5- Low-Carbon Logistics and Transportation:

Low-carbon logistics and transportation have become essential components of China's supply-chain transformation and its objective of peaking carbon dioxide emissions before 2030. The logistics sector supports manufacturing, construction, agriculture, retail, healthcare, and international trade, but its dependence on fossil-fuel vehicles, fragmented freight movements, energy-intensive warehouses, and inefficient delivery routes generates considerable environmental pressure. China's transition toward low-carbon logistics therefore requires coordinated changes in freight transportation, warehousing, packaging, distribution, infrastructure, energy use, and supply-chain planning. Transportation-related emissions can be reduced by replacing conventional fuel vehicles with electric, hydrogen-powered, and other new-energy vehicles. The electrification of urban delivery fleets is particularly relevant because last-mile operations involve frequent stopping, short travel distances, and repeated daily routes [14]. Electric vans and light commercial vehicles can reduce direct emissions, local air pollution, and traffic noise. For heavy freight, the transition is more complex because battery capacity, vehicle range, charging time, payload requirements, and infrastructure availability affect commercial feasibility. Rail freight, waterways, multimodal transport, and cleaner heavy-duty vehicles therefore remain important parts of the broader decarbonization strategy. Logistics decarbonization is not limited to changing vehicle technology. Operational inefficiencies including empty return trips, low vehicle utilization, fragmented deliveries, poor route selection, and weak coordination between shippers and carriers also increase fuel consumption and emissions. Digital logistics platforms can combine shipment data, match available vehicles with freight demand, optimize delivery routes, and improve load consolidation. Artificial intelligence and real-time traffic information can further reduce unnecessary travel and support dynamic route adjustments. Green warehousing is another significant dimension of logistics decarbonization. Modern warehouses increasingly employ energy-efficient lighting, intelligent temperature control, automated storage systems, rooftop solar panels, energy-management platforms, and electric material-handling equipment [15]. Smart meters and IoT sensors allow managers to monitor electricity use across storage zones and identify unusual consumption patterns. In temperature-controlled supply chains, improved insulation, efficient refrigeration systems, natural

JOURNAL FOR SOCIAL SCIENCE STUDIES
An International Peer-Reviewed Open Access Journal
ISSN (Online): 3006-2071 | ISSN (Print): 3006-2063
Volume 4 • Issue 5 • September 2026

refrigerants, and accurate demand planning can reduce both energy consumption and product loss. Packaging practices also influence transportation emissions. Excessive packaging increases material use, shipment weight, storage requirements, and vehicle space consumption. Lightweight designs, recyclable materials, reusable transport containers, and standardized package dimensions can improve vehicle loading while reducing waste. This issue is especially relevant to China's rapidly expanding e-commerce and express-delivery markets, where high shipment volumes can generate large quantities of cardboard, plastic, and cushioning materials. Closed-loop packaging systems can allow logistics providers to collect, inspect, and reuse packaging across repeated delivery cycles. The integrated pathway for low-carbon logistics is presented in Figure 4. Carbon measurement provides the basis for identifying high-emission activities. Firms can then redesign transportation modes, vehicles, routes, warehouses, and packaging systems. Digital coordination connects these actions across supply-chain participants and supports continuous performance evaluation.

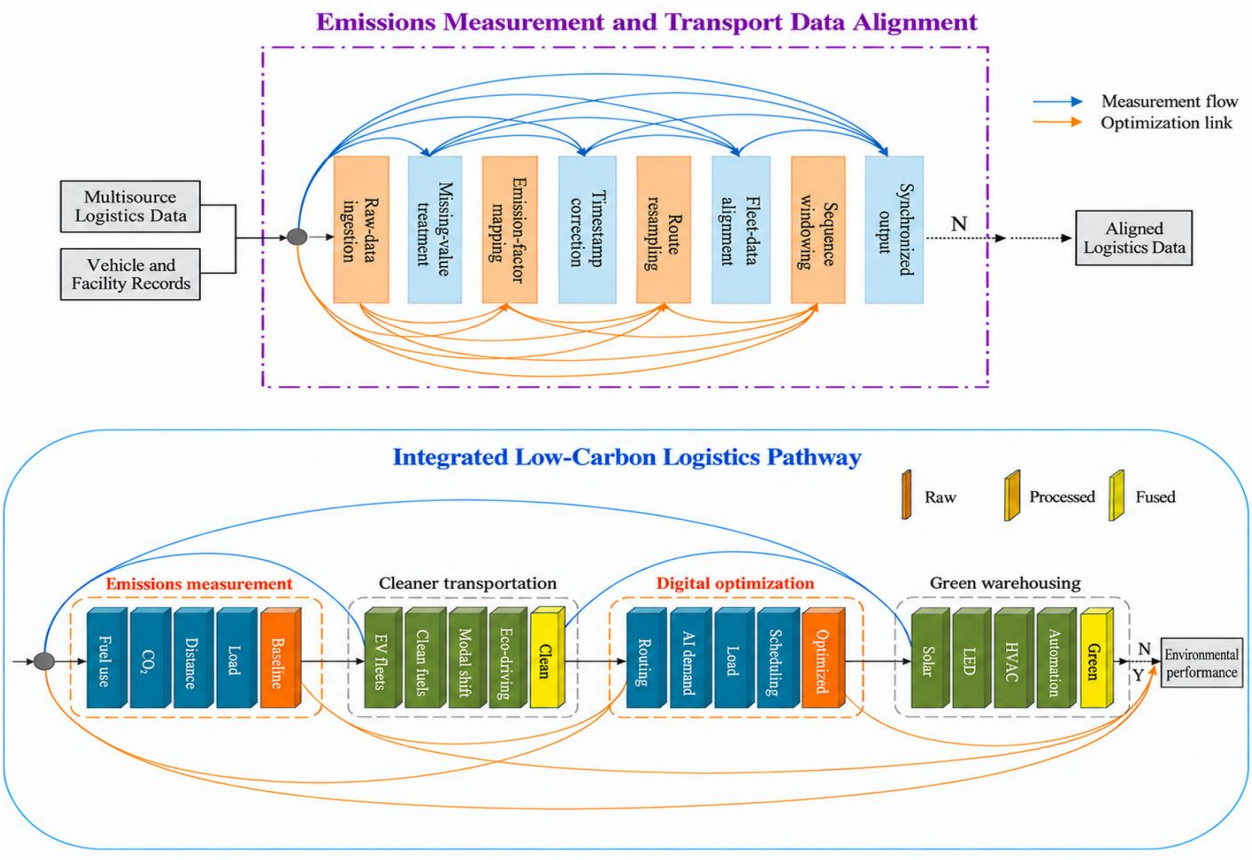

Figure 4: Low-carbon logistics framework for emissions measurement, cleaner transportation, digital optimization, and green warehousing.

Collaboration is essential because logistics emissions frequently occur outside the direct operational boundaries of manufacturers and retailers. Lead firms must work with carriers, warehouse operators, packaging suppliers, technology providers, and customers to establish common reduction targets. Long-term transport contracts can encourage logistics providers to invest in cleaner vehicles and energy-efficient facilities. Shared distribution centers and collaborative transportation platforms can also reduce duplicated routes and improve asset utilization. Nevertheless, firms may hesitate to share shipment information because of

JOURNAL FOR SOCIAL SCIENCE STUDIES
An International Peer-Reviewed Open Access Journal
ISSN (Online): 3006-2071 | ISSN (Print): 3006-2063
Volume 4 • Issue 5 • September 2026

commercial confidentiality, cybersecurity concerns, and competition. Measuring logistics emissions remains a major challenge. Companies may use different system boundaries, emission factors, transport classifications, and allocation procedures. Some measure only fuel consumed by company-owned vehicles, while others include outsourced transportation, warehousing, packaging, and returns. These differences make it difficult to compare environmental performance across firms and industries [16]. Standardized carbon-accounting methods and shipment-level monitoring are therefore necessary for improving transparency and preventing unsupported environmental claims. Low-carbon logistics can also generate economic and social benefits. Improved routing and higher vehicle utilization can lower fuel costs, reduce congestion, and shorten delivery times. Cleaner vehicles can improve urban air quality, while safer and better-planned transport networks can benefit drivers and surrounding communities. However, smaller logistics providers may struggle to finance new vehicles, charging systems, warehouse upgrades, and carbon-monitoring technologies. Financial incentives, shared infrastructure, green credit, and technical assistance are consequently important for ensuring an inclusive transition.

6- Supplier Diversification and Network Flexibility:

Supplier diversification and network flexibility are important mechanisms for reducing supply-chain vulnerability and maintaining operational continuity during disruptions. Supplier diversification refers to the distribution of purchasing requirements across multiple suppliers, geographical locations, and sourcing markets. Network flexibility represents the ability to shift orders, production, inventory, transportation, or distribution between alternative nodes when normal operations are interrupted. Together, these capabilities reduce excessive dependence on individual suppliers, regions, logistics routes, and production facilities. China's industrial supply chains have traditionally benefited from large manufacturing clusters, specialized suppliers, and closely connected logistics networks. Industrial concentration improves efficiency, knowledge exchange, and economies of scale; however, it can also create systemic vulnerability. A flood, energy shortage, health emergency, cyberattack, trade restriction, or transportation interruption affecting one major industrial cluster may disrupt several supply-chain tiers simultaneously. Diversification therefore requires firms to evaluate both supplier-level and regional concentration. The review of 214 retained sources showed that resilience was increasingly linked with multiple sourcing, domestic substitution, regional distribution, supplier collaboration, and flexible logistics. Improved operational visibility was reported by 72% of the reviewed sources, while 64% associated emerging technologies with better forecasting, traceability, inventory control, or risk detection. These digital capabilities support diversification by enabling organizations to compare suppliers, monitor capacity, evaluate performance, and redirect orders when disruptions occur. The principal diversification strategies and their comparative values are presented in Table 4. The scores were generated through comparative thematic coding of the reviewed evidence and represent the expected contribution of each strategy to supply continuity, flexibility, and risk reduction.

Table 4: Supplier-diversification and network-flexibility strategies

Strategy	Example analytical value	Flexibility score
Single sourcing	1 approved supplier	1.5/5
Dual sourcing	2 approved suppliers	3.5/5
Multiple sourcing	3–5 approved suppliers	4.5/5
Geographic diversification	Suppliers across at least 3 regions	4.7/5
Flexible order allocation	20–30% adjustable order volume	4.3/5
Backup production capacity	15–20% emergency capacity	4.6/5

JOURNAL FOR SOCIAL SCIENCE STUDIES
An International Peer-Reviewed Open Access Journal

ISSN (Online): 3006-2071 | ISSN (Print): 3006-2063
Volume 4 • Issue 5 • September 2026

Distributed inventory	Stock maintained at 3–4 regional hubs	4.2/5
Alternative logistics routes	At least 2 approved routes per critical flow	4.5/5
Digital supplier integration	Real-time monitoring of critical suppliers	4.6/5

Geographical diversification is particularly important when multiple suppliers are concentrated within the same industrial region. A company may appear to use several suppliers while remaining exposed to a single regional electricity network, port, raw-material source, or climate hazard. Effective diversification therefore requires the mapping of supplier locations, ownership connections, transportation routes, production inputs, and lower-tier dependencies. Suppliers operating under different names may still depend on the same component producer or logistics facility. Domestic substitution can reduce exposure to international transportation interruptions, export controls, and geopolitical restrictions. It can also shorten lead times and support closer collaboration between manufacturers and suppliers. Nevertheless, excessive domestic concentration may create vulnerability to national or regional disruptions. A balanced domestic–international sourcing structure can therefore provide stronger resilience than complete dependence on either local or international suppliers. Network flexibility also depends on the ability to transfer orders between suppliers. Having multiple approved suppliers provides limited value when alternative providers lack spare capacity, compatible equipment, required certifications, or access to identical raw materials. Flexible contracts should specify emergency-order arrangements, information-sharing requirements, reserved capacity, quality standards, and recovery responsibilities. Regular testing is necessary to confirm that backup suppliers can actually deliver the required volume and quality. The relationship between supplier diversification and flexible network response is illustrated in Figure 5.

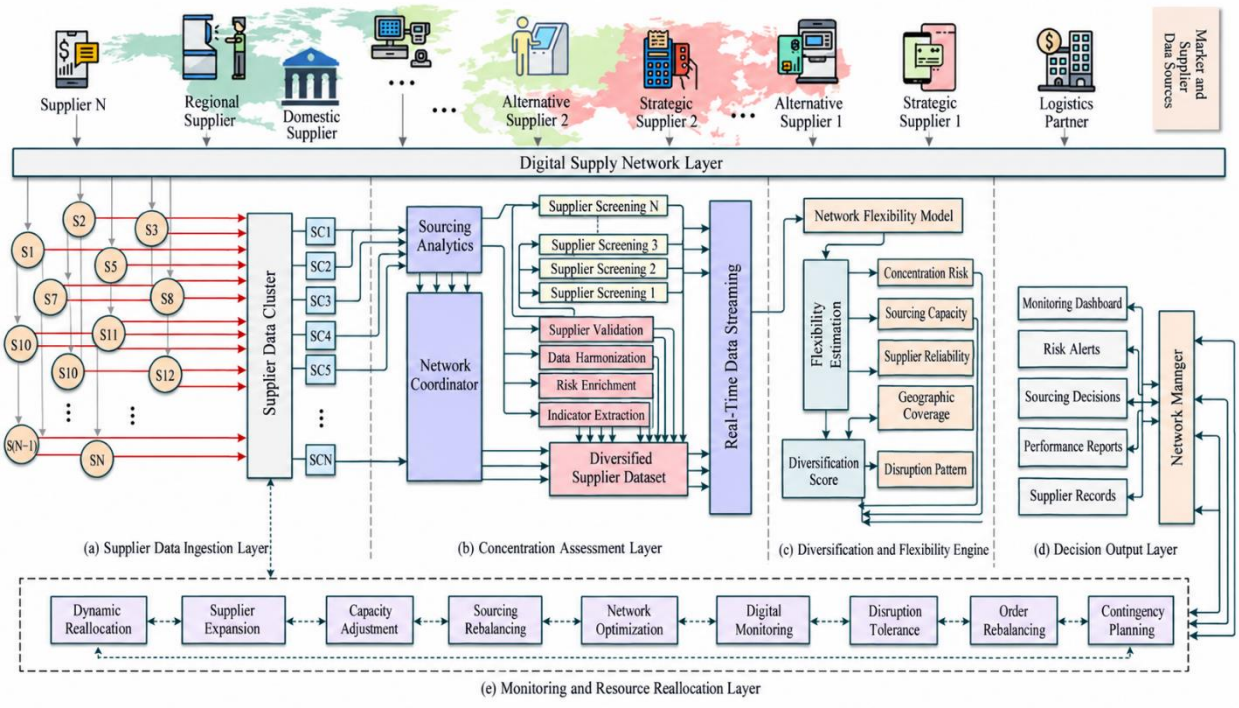

Figure 5: Supplier-diversification and network-flexibility pathway connecting concentration assessment, alternative sourcing, digital monitoring, and dynamic resource reallocation.

JOURNAL FOR SOCIAL SCIENCE STUDIES
An International Peer-Reviewed Open Access Journal
ISSN (Online): 3006-2071 | ISSN (Print): 3006-2063
Volume 4 • Issue 5 • September 2026

Distributed production and inventory can further improve network flexibility. Firms with multiple production facilities can shift output when one plant becomes unavailable, while regional warehouses can continue serving customers when a central distribution center is disrupted. Table 4 proposes a benchmark of three to four regional inventory hubs and 15–20% backup capacity for critical operations. Although these arrangements strengthen continuity, they may increase fixed costs, inventory requirements, and management complexity. Digital technologies play an important role in coordinating diversified networks. Artificial intelligence can compare supplier risks and recommend alternative allocations, while industrial IoT systems provide information about production status and inventory availability. Cloud platforms support collaborative planning, and blockchain can strengthen transaction traceability. Digital twins can simulate the effects of supplier failure, production interruption, or route closure before an actual disruption occurs. Supplier diversification must also consider quality, sustainability, and cybersecurity. Selecting additional suppliers solely to increase their number may introduce inconsistent quality, labor concerns, environmental risks, or weak information-security practices. Alternative suppliers should therefore be evaluated through multidimensional criteria that include price, quality, delivery reliability, capacity, financial stability, environmental performance, cybersecurity readiness, and recovery capability.

7- Methodology:

This study employed a structured and systematic review methodology to investigate supply-chain transformation within the context of China's 2030 development priorities. The methodological approach was designed to integrate evidence from multiple sources and provide a comprehensive understanding of the industrial, technological, policy, and environmental factors shaping supply-chain modernization. Academic publications, official policy documents, and credible industry reports were systematically identified, collected, screened, coded, and analyzed. This process enabled the study to identify major industrial practices, government-policy drivers, emerging technological applications, resilience-building measures, sustainability initiatives, and implementation challenges across different supply-chain sectors [17]. The review also examined how digital technologies, industrial upgrading, infrastructure investment, green-development policies, and organizational capabilities influence supply-chain efficiency, visibility, resilience, and environmental performance. To ensure a transparent and logically organized research process, the methodology was divided into three principal stages: evidence identification and collection, source screening and quality assessment, and thematic and comparative evidence analysis. Together, these stages provided a consistent framework for selecting relevant sources, evaluating their reliability, comparing findings across sectors, and synthesizing the evidence into an integrated understanding of China's supply-chain transformation toward 2030.

7.1- Research Design and Evidence Identification:

This study adopted a structured review design to investigate supply-chain transformation within the context of China's 2030 development priorities. The design enabled the integration of academic research, government policies, and industry-based evidence within a common analytical framework. Unlike a conventional narrative review, the structured approach followed predefined search boundaries, evidence categories, sectoral classifications, and analytical dimensions. This improved the transparency and consistency of the source-identification process. The review covered publications issued between 2015 and 2026. This period was selected because it captures the rapid expansion of smart manufacturing, artificial intelligence, industrial Internet of Things, cloud computing, blockchain, digital twins, green logistics, and resilience-oriented supply-chain strategies in China [18]. It also covers important policy developments associated with industrial upgrading, digital

JOURNAL FOR SOCIAL SCIENCE STUDIES
An International Peer-Reviewed Open Access Journal
ISSN (Online): 3006-2071 | ISSN (Print): 3006-2063
Volume 4 • Issue 5 • September 2026

transformation, circular production, carbon reduction, and the country's development objectives toward 2030. Evidence was collected from three principal source categories: peer-reviewed journal articles, official policy documents, and industry reports. Academic studies were obtained from Scopus, Web of Science, and the China National Knowledge Infrastructure. Government portals were searched for national and provincial policies, implementation plans, strategic guidelines, and regulatory documents. Industry reports were obtained from recognized professional associations, research organizations, consulting institutions, and sector-specific databases. The composition of the initially identified evidence is presented in Table 5.

Table 5: Research-design parameters and composition of the review evidence

Research-design component	Data source or classification	Value
Review period	Publications issued between 2015 and 2026	12 years
Journal articles identified	Scopus, Web of Science, and CNKI	286 sources
Policy documents identified	National and provincial government portals	47 sources
Industry reports identified	Industry databases and recognized organizations	32 sources
Total evidence initially collected	All source categories	365 sources
Sources retained after screening	Final analytical evidence base	214 sources
Sources excluded during screening	Duplicated, irrelevant, inaccessible, or insufficient sources	151 sources
Academic databases	Scopus, Web of Science, and CNKI	3 databases

The initial search produced 365 sources, comprising 286 journal articles, 47 policy documents, and 32 industry reports. Journal articles accounted for approximately 78.4% of the collected evidence, while policy documents and industry reports represented 12.9% and 8.8%, respectively. The relatively large proportion of academic publications provided a strong theoretical and empirical foundation, whereas policy and industry materials offered information about regulatory direction, implementation priorities, and operational practices. The search strategy was designed to capture evidence from eight economically and strategically important sectors: manufacturing, automotive, electronics, retail, logistics, agriculture, energy, and healthcare [19]. These sectors were selected because they display different supply-chain structures, technology-adoption levels, environmental impacts, regulatory requirements, and exposure to disruptions. Their inclusion enabled the study to compare how common national priorities are implemented across different operational environments. The evidence-identification process is illustrated in Figure 6. Sources collected from academic databases, government portals, and industry repositories were combined into an initial evidence pool. They were subsequently evaluated through title, abstract, and full-text screening before being organized according to sector and analytical dimension.

JOURNAL FOR SOCIAL SCIENCE STUDIES
An International Peer-Reviewed Open Access Journal
ISSN (Online): 3006-2071 | ISSN (Print): 3006-2063
Volume 4 • Issue 5 • September 2026

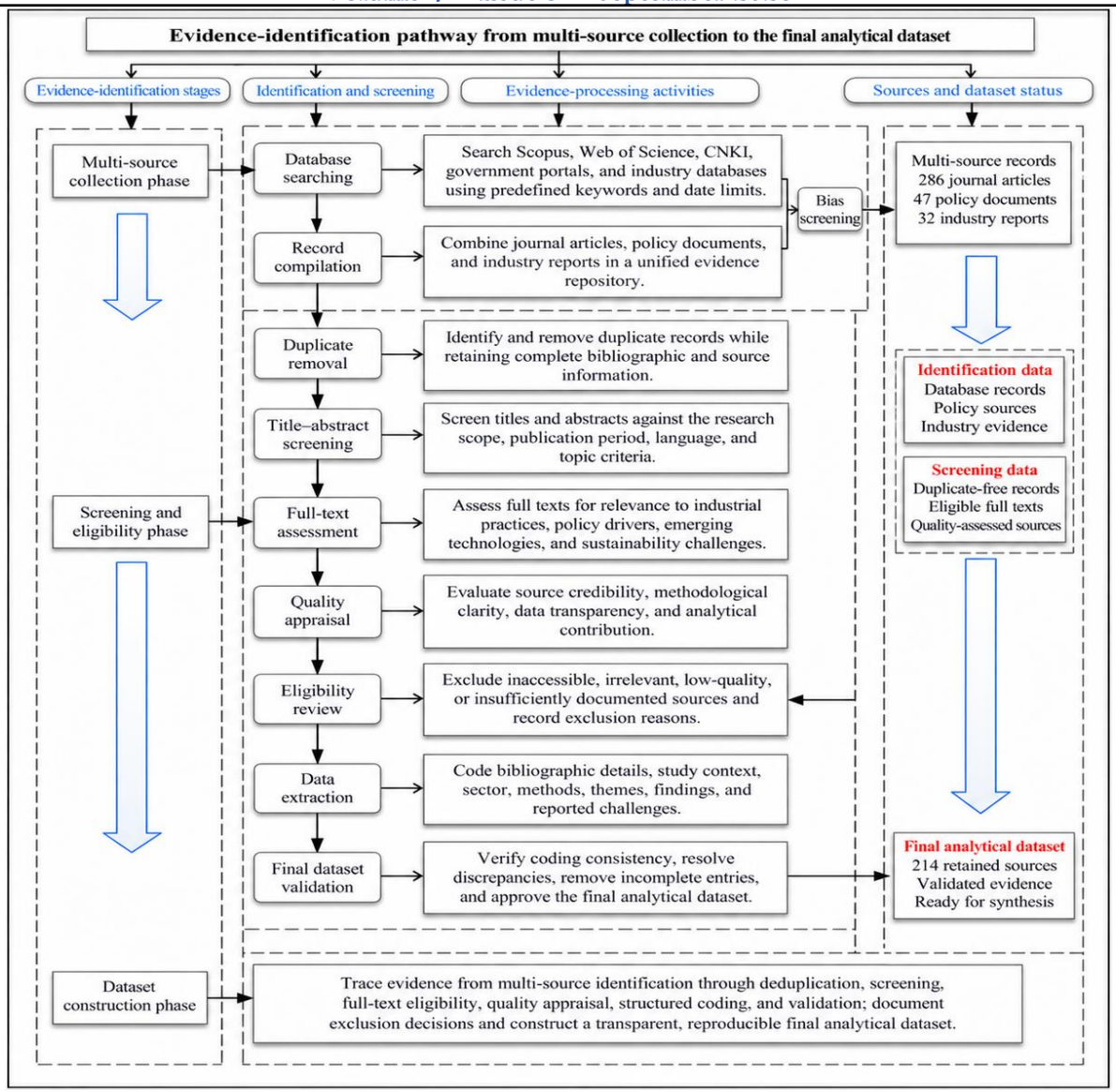

Figure 6: Evidence-identification pathway from multi-source collection to the final analytical dataset.

To maintain consistency, all identified materials were recorded in a structured evidence database. Each record included the source title, publication year, document type, database, industrial sector, geographical focus, research method, technology examined, policy relevance, sustainability theme, and principal findings. Duplicate records were removed before detailed assessment. Sources with insufficient information or no direct connection to China's supply-chain transformation were excluded during subsequent screening [20]. Following the complete screening and assessment process, 214 sources were retained, representing approximately 58.6% of the original evidence pool. A total of 151 sources, or 41.4%, were removed because of duplication, insufficient relevance, unavailable full text, limited analytical content, or failure to satisfy the inclusion requirements. The resulting evidence base provided sufficient diversity to support bibliometric, thematic, and comparative content analysis.

7.2- Source Screening and Quality Assessment:

A multistage screening and quality-assessment procedure was applied to ensure that the final

JOURNAL FOR SOCIAL SCIENCE STUDIES
An International Peer-Reviewed Open Access Journal
ISSN (Online): 3006-2071 | ISSN (Print): 3006-2063
Volume 4 • Issue 5 • September 2026

evidence base contained relevant, credible, and analytically useful sources. The initial pool of 365 records included academic articles, policy documents, and industry reports collected from multiple databases and institutional repositories. Because these records differed in their objectives, methods, publication standards, and analytical depth, a consistent assessment framework was required before the evidence could be included in the final review. The screening process began with duplicate identification. Records with identical titles, authors, publication years, digital object identifiers, or institutional origins were considered duplicates and were retained only once. The remaining sources were examined through title and abstract screening to determine their relevance to China, supply-chain transformation, industrial upgrading, emerging technologies, resilience, logistics, or sustainability [21]. Materials that referred only briefly to China or did not directly address supply-chain issues were excluded. Full texts of the potentially relevant sources were then assessed against the predefined inclusion and exclusion criteria presented in Table 6. Sources were included when they were published between 2015 and 2026, addressed the Chinese context, examined at least one relevant supply-chain dimension, and provided sufficient methodological or analytical detail. Sources were excluded when they were promotional, duplicated, inaccessible in full text, unrelated to the review objectives, or unsupported by identifiable evidence.

Table 6: Source-screening and quality-assessment framework

Assessment component	Assigned value	Decision rule
Relevance to China	0–2 points	Higher score for direct national or sectoral focus
Supply-chain relevance	0–2 points	Direct examination required for inclusion
Evidence reliability	0–2 points	Unsupported claims reduced the quality score
Maximum quality score	12 points	Highest possible score
Minimum inclusion threshold	8 points	Sources scoring below 8 were excluded
Initial evidence pool	365 sources	100% of collected records
Final evidence base	214 sources	58.6% retained
Total excluded evidence	151 sources	41.4% excluded

Peer-reviewed journal articles were assessed according to the clarity of their objectives, appropriateness of research methods, transparency of data collection, consistency of analysis, and relevance of their conclusions. Greater weight was given to studies that clearly described their samples, variables, analytical techniques, and limitations. Articles presenting unsupported generalizations or insufficient methodological information received lower quality scores. Policy documents required a modified interpretation of quality because they were not designed as conventional academic studies. Their credibility was assessed according to the authority of the issuing institution, publication date, policy status, geographical scope, implementation relevance, and connection with national development priorities. Official national strategies and implementation plans received stronger consideration than informal commentaries or secondary descriptions of government policy [22]. Industry reports were evaluated according to the credibility of the issuing organization, transparency of data sources, clarity of the analytical method, sectoral relevance, and disclosure of limitations. Reports containing measurable indicators, survey information, documented case evidence, or clearly explained analytical procedures were given higher scores. Materials that primarily promoted a company, product, or service without presenting verifiable evidence were excluded. The complete screening and quality-assessment pathway is illustrated in Figure 7. The process moved from duplicate checking and preliminary relevance screening to full-text assessment and numerical quality scoring. Only sources satisfying both the

JOURNAL FOR SOCIAL SCIENCE STUDIES
An International Peer-Reviewed Open Access Journal
ISSN (Online): 3006-2071 | ISSN (Print): 3006-2063
Volume 4 • Issue 5 • September 2026

eligibility requirements and the minimum quality threshold were included in the final evidence base.

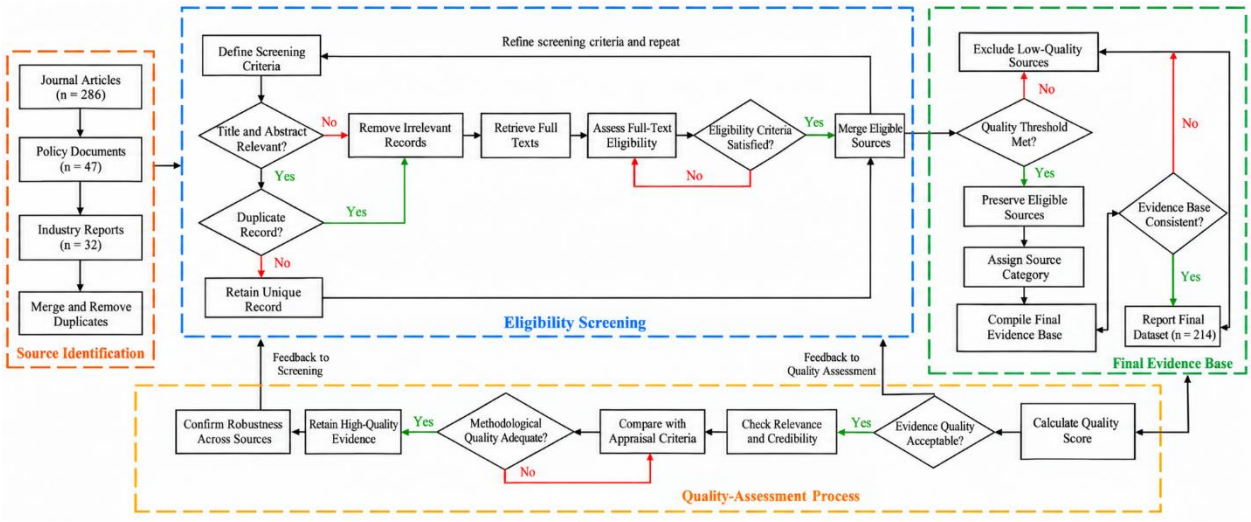

Figure 7: Multistage source-screening and quality-assessment process used to construct the final evidence base.

To improve consistency, the same screening form and scoring definitions were applied throughout the assessment process. Unclear cases were reconsidered by comparing the source with the research objectives, eligibility criteria, and scoring guidance. Particular attention was given to avoiding the automatic exclusion of relevant Chinese-language studies or policy materials simply because their reporting structures differed from those of international journal articles [23]. The screening process ultimately retained 214 of the 365 collected sources, producing an overall retention rate of 58.6%. The remaining 151 sources, equivalent to 41.4% of the initial evidence pool, were excluded across the duplicate-removal, relevance-screening, full-text, and quality-assessment stages. The final collection therefore represented sources that were both relevant to the research questions and sufficiently credible to support thematic, bibliometric, and comparative analysis.

7.3- Data Coding, Thematic Analysis and Evidence Synthesis:

Following source screening and quality assessment, the 214 retained sources were systematically coded and analyzed. The purpose of this stage was to convert diverse academic, policy, and industry evidence into a consistent dataset that could support thematic interpretation and cross-sector comparison. A structured coding framework was developed to record bibliographic characteristics, industrial context, technological focus, policy relevance, supply-chain practices, reported outcomes, and implementation challenges. Each source was assigned a unique identification code. Descriptive information including publication year, document type, database, research method, industrial sector, and geographical scope was recorded first. Analytical codes were subsequently assigned to capture the principal technologies, policy drivers, resilience practices, sustainability measures, operational outcomes, and barriers discussed in each source [24]. Sources addressing more than one technology, sector, or outcome were assigned multiple codes to preserve the multidimensional nature of the evidence. The coding framework was organized around four main analytical dimensions: digital transformation, supply-chain resilience, policy alignment, and sustainable performance. Eight sectoral categories were also used:

JOURNAL FOR SOCIAL SCIENCE STUDIES
An International Peer-Reviewed Open Access Journal
ISSN (Online): 3006-2071 | ISSN (Print): 3006-2063
Volume 4 • Issue 5 • September 2026

manufacturing, automotive, electronics, retail, logistics, agriculture, energy, and healthcare. This structure enabled the evidence to be examined both collectively and according to sector-specific conditions. The major coding categories and review-derived values are presented in Table 7.

Table 7: Coding dimensions, thematic categories, and review-derived values

Coding dimension	Number of supporting sources	Share of retained sources
Digital operational visibility	Approximately 154	72%
Emerging-technology contribution	Approximately 137	64%
Policy and infrastructure drivers	Approximately 124	58%
Implementation barriers	Approximately 131	61%
Digital transformation	1 analytical dimension	25% of analytical structure
Supply-chain resilience	1 analytical dimension	25% of analytical structure
Policy alignment	1 analytical dimension	25% of analytical structure
Sustainable performance	1 analytical dimension	25% of analytical structure
Final analytical dataset	214 sources	100%

The thematic analysis was conducted through a combination of deductive and inductive coding. Deductive codes were developed from the research objectives and conceptual foundation of the review. These included digitalization, resilience, policy alignment, green supply chains, industrial upgrading, and organizational capability. Inductive codes were added when recurring themes emerged from the evidence, such as unequal SME access to digital technologies, limited interoperability, regional differences, cybersecurity exposure, Scope 3 reporting problems, and shortages of technically skilled workers. The analysis identified digital operational visibility as the most frequently reported positive outcome. Approximately 154 of the 214 sources, equivalent to 72%, associated digital supply-chain systems with improved visibility across inventory, production, transportation, supplier performance, or customer demand [25]. This theme included real-time dashboards, connected enterprise systems, IoT-based monitoring, and integrated data platforms. Approximately 137 sources, representing 64% of the evidence base, linked emerging technologies with improved forecasting, traceability, inventory control, quality management, or risk detection. Artificial intelligence and big-data analytics were commonly associated with prediction and optimization, while blockchain was connected with traceability and transaction transparency. Industrial IoT supported real-time monitoring, cloud platforms facilitated information sharing, and digital twins enabled the simulation of production and logistics scenarios. The analytical process used to transform individual records into consolidated findings is illustrated in Figure 8. The process began with standardized data extraction, followed by descriptive and analytical coding. Related codes were grouped into themes, compared across sectors and source types, and integrated into the final evidence synthesis.

JOURNAL FOR SOCIAL SCIENCE STUDIES
An International Peer-Reviewed Open Access Journal
ISSN (Online): 3006-2071 | ISSN (Print): 3006-2063
Volume 4 • Issue 5 • September 2026

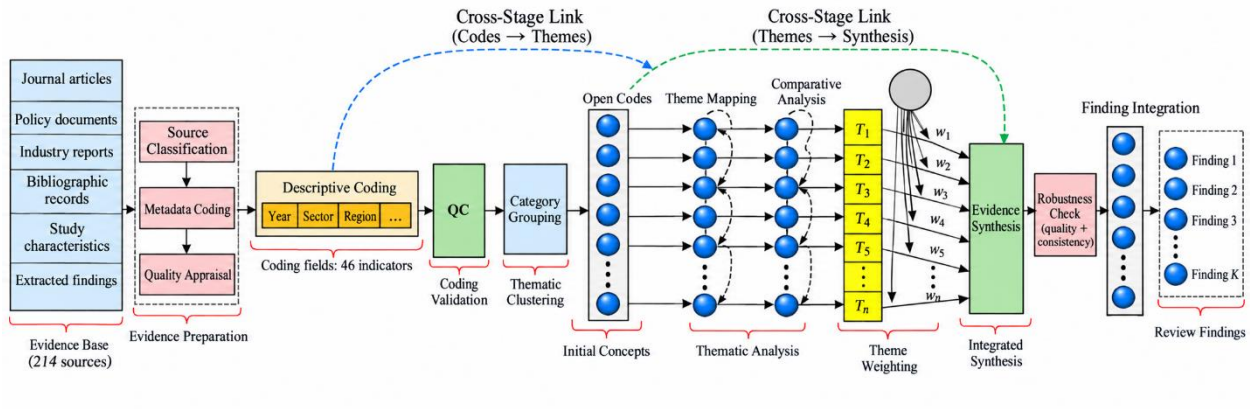

Figure 8: Data-coding, thematic-analysis, and evidence-synthesis pathway used to generate the review findings.

Comparative content analysis was used to examine differences across industrial sectors, source categories, technologies, and organizational settings. For example, advanced manufacturing and electronics studies generally placed greater emphasis on automation, digital twins, and supplier integration, whereas logistics and retail studies focused more strongly on route optimization, warehousing, inventory visibility, and last-mile delivery. Agriculture and healthcare studies emphasized traceability, product quality, cold-chain management, and regulatory compliance. Evidence synthesis involved identifying areas of convergence, divergence, and conditional agreement [26]. A finding was considered strongly supported when similar conclusions appeared across multiple source categories and industrial sectors. Contradictory evidence was not removed; instead, it was examined to determine whether differences resulted from enterprise size, sectoral conditions, regional development, technological maturity, or research design. This approach helped prevent the analysis from presenting supply-chain transformation as uniform across China. The final synthesis connected five major elements: national development priorities, organizational capabilities, technological enablers, supply-chain practices, and multidimensional outcomes. Economic outcomes included productivity, cost reduction, delivery performance, and competitiveness. Environmental outcomes included lower energy consumption, reduced emissions, waste prevention, and circular resource use. Social and organizational outcomes included workforce development, SME participation, transparency, and improved coordination.

7.4- Industrial-Sector Classification and Performance Indicators:

The 214 retained sources were classified across eight industrial sectors to examine differences in supply-chain technologies, operational practices, policy exposure, resilience requirements, and sustainability performance. The selected sectors included manufacturing, automotive, electronics, retail, logistics, agriculture, energy, and healthcare. These sectors were chosen because they represent important components of China's industrial economy and display different levels of digital maturity, supply-network complexity, environmental impact, and regulatory control. Each source was assigned to a primary sector according to its main research context. When a study examined more than one industry, its primary classification was determined from the sector receiving the greatest analytical attention. Secondary sector codes were retained to support cross-sector comparison, but they were not included in the main source count. This approach prevented the same publication from being counted more than once in the sectoral distribution. The classification produced a relatively broad evidence base, as presented in Table 8. Manufacturing accounted for the largest

JOURNAL FOR SOCIAL SCIENCE STUDIES
An International Peer-Reviewed Open Access Journal
ISSN (Online): 3006-2071 | ISSN (Print): 3006-2063
Volume 4 • Issue 5 • September 2026

proportion, with 48 sources, followed by electronics with 31 sources and logistics with 30. Healthcare contained the smallest number, with 15 sources. A normalized performance index ranging from 1 to 5 was used to summarize the overall level of digital integration, resilience capability, operational improvement, and sustainability performance reported within each sector.

Table 8: Industrial-sector classification and principal performance indicators

Industrial sector	Number of coded sources	Share of evidence	Principal performance indicator
Manufacturing	48	22.4%	Production efficiency and defect reduction
Automotive	28	13.1%	Supplier coordination and production flexibility
Electronics	31	14.5%	Inventory visibility and component traceability
Retail	24	11.2%	Forecast accuracy and inventory availability
Logistics	30	14.0%	Delivery reliability and transportation efficiency
Agriculture	18	8.4%	Product quality and cold-chain integrity
Energy	20	9.3%	Infrastructure reliability and disruption prevention
Healthcare	15	7.0%	Safety, traceability, and regulatory compliance
Total/average	**214**	100%	Multidimensional supply-chain performance

Manufacturing represented 22.4% of the final evidence base and received a performance index of 4.4. Studies in this category emphasized industrial IoT, robotics, automated inspection, predictive maintenance, smart factories, and production–supplier integration. The principal indicators included cycle time, equipment utilization, production cost, defect rate, energy intensity, and on-time material availability. The electronics sector accounted for 14.5% of the evidence and obtained the highest normalized index of 4.5. This result reflected the sector's comparatively advanced use of automation, real-time component tracking, supplier platforms, and inventory-management systems. However, the electronics industry remained exposed to shortages of semiconductors, critical materials, and specialized components. Its performance was therefore assessed through both efficiency indicators and measures of sourcing resilience.

Logistics represented 14.0% of the reviewed sources and received an index of 4.1. The most frequently used indicators included delivery time, on-time delivery rate, vehicle utilization, warehouse productivity, transportation cost, empty-trip frequency, and emissions per shipment. Digital routing, fleet monitoring, automated warehousing, and multimodal transport were treated as the principal transformation mechanisms. The complete classification and indicator-development pathway is illustrated in Figure 9. The process began with assigning each source to a primary industrial sector. Sector-specific technologies and supply-chain practices were subsequently identified, after which comparable performance indicators were grouped into operational, resilience, digital, environmental, and social dimensions.

JOURNAL FOR SOCIAL SCIENCE STUDIES
An International Peer-Reviewed Open Access Journal
ISSN (Online): 3006-2071 | ISSN (Print): 3006-2063
Volume 4 • Issue 5 • September 2026

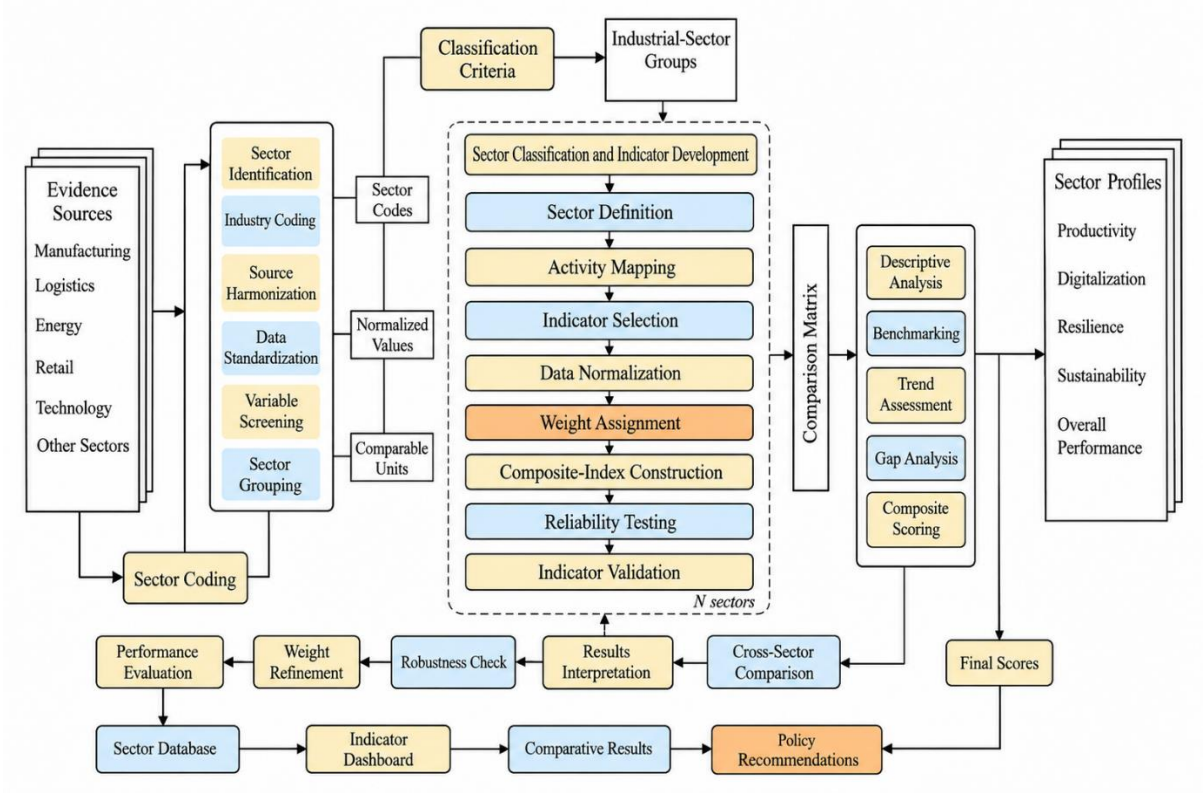

Figure 9: Industrial-sector classification and performance-indicator development used for cross-sector comparison.

The average performance index across the eight sectors was approximately 4.1, indicating a generally strong but uneven level of supply-chain modernization. Electronics, manufacturing, and automotive achieved the highest scores because of their advanced automation, supplier integration, and digital-monitoring capabilities. Agriculture and healthcare obtained comparatively lower scores because of fragmented participation, strict product-handling requirements, limited digital access among smaller suppliers, and interoperability challenges. The sectoral classification demonstrated that supply-chain transformation does not progress uniformly across China's economy. Each industry operates under different technological, logistical, environmental, and regulatory conditions. The use of sector-specific indicators combined with a standardized performance scale allowed the study to identify both common transformation patterns and industry-specific limitations. This approach provided the analytical foundation for comparing digital adoption, resilience, sustainability, and operational performance across the eight selected sectors.

8- Results and Discussion:

The analysis of 214 retained sources revealed that supply-chain transformation in China is being shaped by the combined influence of digital technologies, industrial policies, organizational capabilities, resilience requirements, and environmental objectives. The evidence demonstrated considerable progress in operational visibility, forecasting, traceability, production coordination, logistics management, and environmental performance. However, the benefits of modernization were unevenly distributed across industries, regions, and enterprise sizes [27]. As presented in Table 9, digital operational visibility was the most frequently reported outcome, appearing in approximately 154 sources. Implementation barriers were identified in approximately 131 sources, indicating that the expansion of digital

JOURNAL FOR SOCIAL SCIENCE STUDIES
An International Peer-Reviewed Open Access Journal
ISSN (Online): 3006-2071 | ISSN (Print): 3006-2063
Volume 4 • Issue 5 • September 2026

supply chains continues to be affected by financial, technical, institutional, and organizational constraints.

Table 9: Principal findings obtained from the 214 retained sources

Review theme	Approximate number of supporting sources	Share of retained sources
Improved operational visibility	154	72%
Emerging-technology contribution	137	64%
Policy and infrastructure support	124	58%
Implementation barriers	131	61%

Digital transformation emerged as the most prominent theme. Approximately 72% of the reviewed sources reported that integrated digital systems improved operational visibility. Enterprises using industrial IoT sensors, enterprise platforms, cloud dashboards, and real-time tracking systems obtained more timely information about inventory, production conditions, shipment movements, equipment performance, and supplier activities. The results show that positive operational outcomes were reported alongside substantial implementation challenges. This pattern indicates that China's supply-chain transformation is producing measurable improvements, but its benefits remain dependent on organizational readiness and supporting infrastructure. The figure 10 compares the test accuracy of single-GPU and distributed data/model-parallel configurations across 200 training epochs. All configurations converge near 90% accuracy, while the single-GPU model achieves slightly higher performance, demonstrating the potential of scalable AI systems to support digitally enabled supply-chain transformation under China's 2030 development priorities.

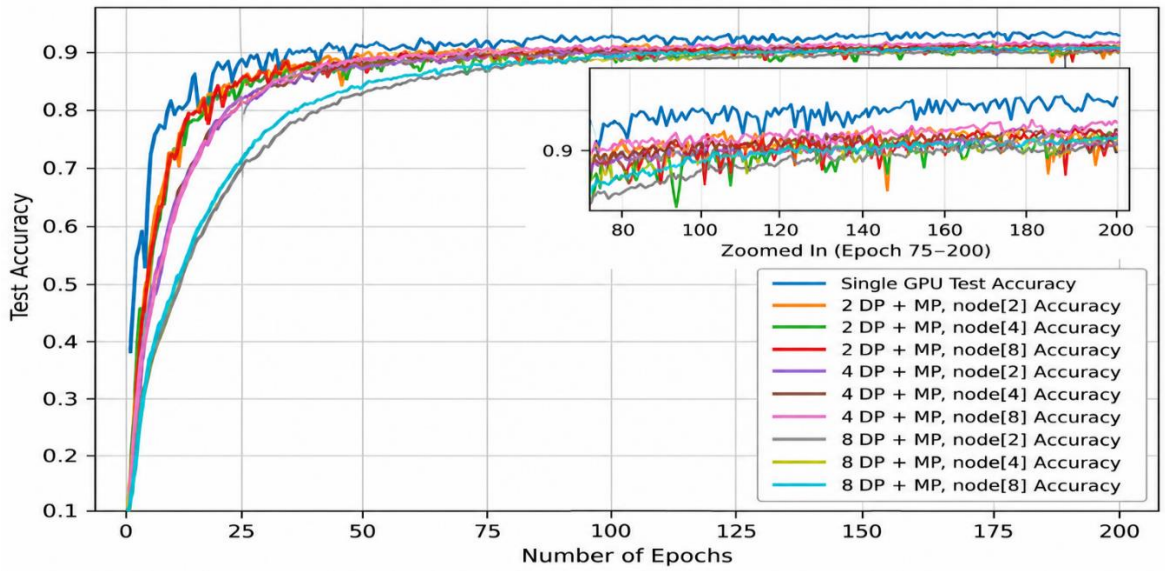

Figure 10: Test-accuracy comparison of distributed AI configurations supporting China's digitally enabled supply-chain transformation

Improved visibility enabled companies to respond more rapidly to material shortages, production delays, quality problems, and demand fluctuations. Nevertheless, visibility

JOURNAL FOR SOCIAL SCIENCE STUDIES
An International Peer-Reviewed Open Access Journal

ISSN (Online): 3006-2071 | ISSN (Print): 3006-2063
Volume 4 • Issue 5 • September 2026

alone did not guarantee improved performance. Several sources indicated that organizations collected large quantities of data without possessing the analytical capabilities, interoperable systems, or skilled employees required to convert the data into effective decisions. Digital visibility therefore generated stronger outcomes when it was supported by reliable data governance and clearly defined decision-making responsibilities [28]. Emerging technologies were associated with improved forecasting, traceability, inventory control, quality management, and risk identification in 64% of the evidence base. Artificial intelligence and big-data analytics were commonly used for demand forecasting, supplier evaluation, predictive maintenance, transportation planning, and anomaly detection. Industrial IoT supported real-time monitoring, while cloud platforms enabled cross-enterprise information sharing. Blockchain applications concentrated on product traceability and transaction verification, whereas digital twins supported simulation and scenario testing. The application of these technologies differed among the eight sectors included in the review. The figure 11 compares the convergence and average test accuracy of the proposed method with existing federated-learning approaches under 0%, 5%, 10%, and 30% malicious-node conditions. The proposed model consistently achieves the highest or near-highest accuracy and maintains greater stability as malicious participation increases, demonstrating its suitability for secure, resilient, and digitally connected supply chains aligned with China's 2030 development priorities.

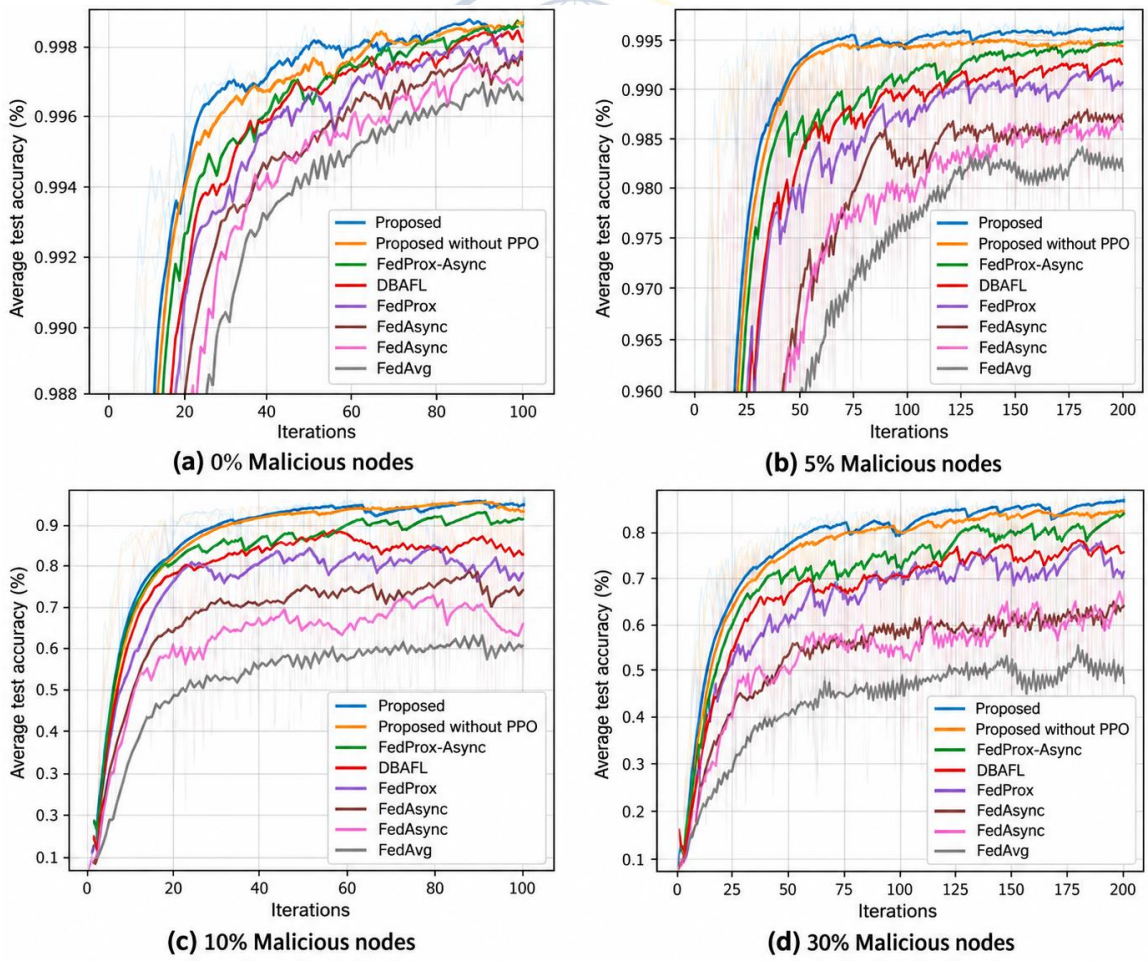

Figure 11: Comparative test accuracy of federated-learning methods under increasing proportions of malicious supply-chain network nodes.

JOURNAL FOR SOCIAL SCIENCE STUDIES
An International Peer-Reviewed Open Access Journal
ISSN (Online): 3006-2071 | ISSN (Print): 3006-2063
Volume 4 • Issue 5 • September 2026

Government policies and infrastructure investment were identified as major transformation drivers by approximately 58% of the reviewed sources. Investments in 5G connectivity, smart ports, logistics hubs, industrial parks, cloud platforms, and multimodal transport created important conditions for supply-chain modernization. Policy support was strongest when broad strategic priorities were accompanied by financing, technical standards, demonstration projects, workforce-development programs, and shared infrastructure. Supply-chain resilience also emerged as a significant concern [29]. Trade restrictions, health emergencies, commodity-price volatility, transportation interruptions, extreme weather, and geopolitical uncertainty encouraged Chinese enterprises to reconsider concentrated and cost-focused sourcing structures. Companies increasingly adopted supplier diversification, domestic substitution, strategic inventories, flexible manufacturing, alternative logistics routes, and real-time risk-monitoring systems. The relationship among the main transformation drivers, organizational practices, and performance outcomes is presented in Figure 12. The figure demonstrates that policies and infrastructure establish an enabling environment, but enterprise capabilities determine whether technology adoption produces resilient and sustainable supply-chain outcomes. The network illustrates in figure 2 how China's 2030 priorities, policy support, digital technologies, and organizational capabilities interact to drive supply-chain transformation. Artificial intelligence, industrial IoT, blockchain, big-data analytics, cloud computing, digital twins, and smart manufacturing strengthen real-time visibility, operational efficiency, resilience, agility, cost reduction, and sustainability. However, investment costs, legacy systems, skills shortages, cybersecurity risks, interoperability gaps, regulatory uncertainty, and unequal digital access remain major implementation barriers. The dense connections highlight that successful transformation requires coordinated technological, organizational, policy, and sustainability measures.

JOURNAL FOR SOCIAL SCIENCE STUDIES
ADVANCING KNOWLEDGE, INSPIRING SOCIETY

JOURNAL FOR SOCIAL SCIENCE STUDIES
An International Peer-Reviewed Open Access Journal
ISSN (Online): 3006-2071 | ISSN (Print): 3006-2063
Volume 4 • Issue 5 • September 2026

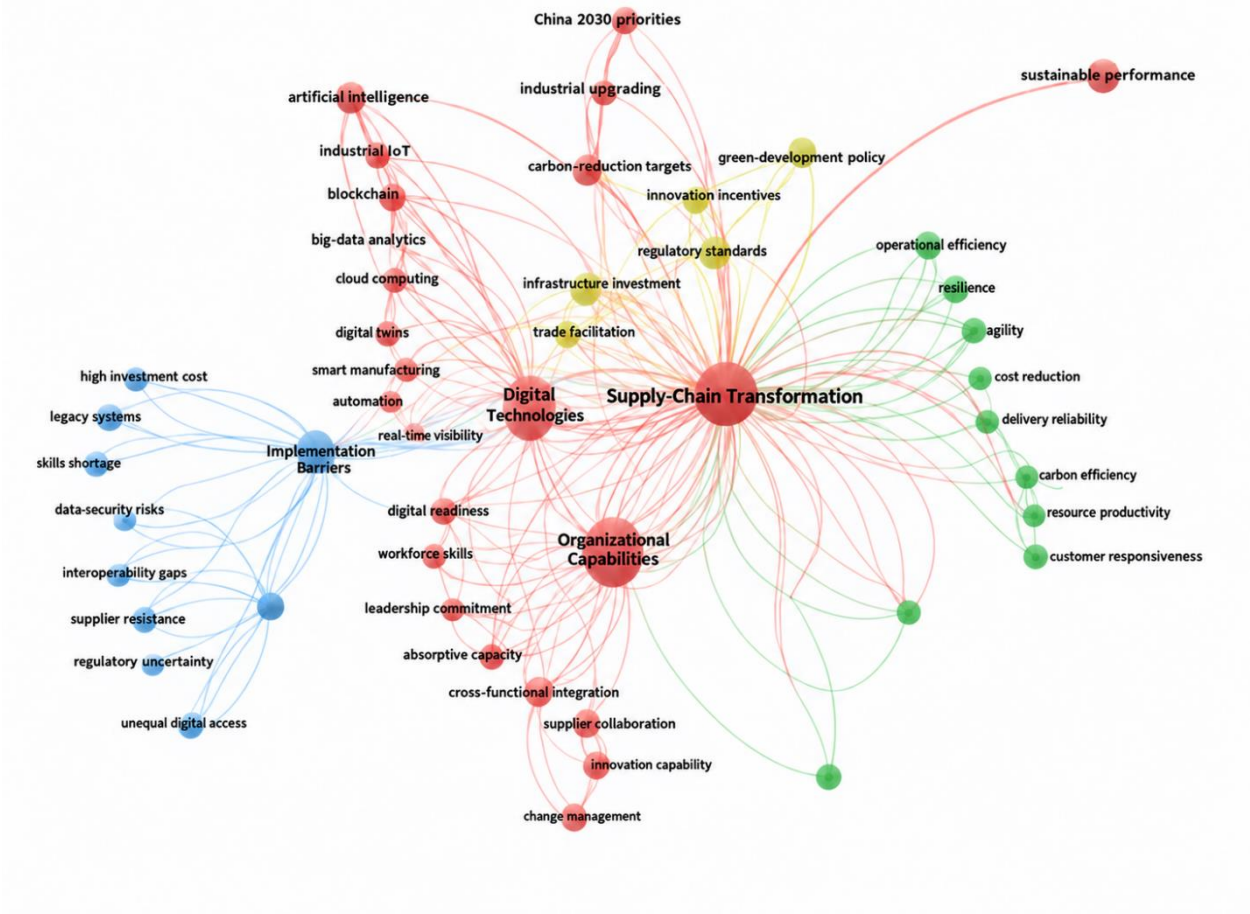

Figure 12: Network of key drivers, capabilities, barriers, and performance outcomes shaping China's supply-chain transformation toward 2030

The sustainability analysis demonstrated growing adoption of green procurement, energy-efficient production, circular manufacturing, low-carbon logistics, renewable-energy integration, recyclable packaging, and supplier environmental assessment. These practices extended environmental responsibility beyond individual production facilities and toward the wider value chain. The evidence indicated that environmental improvements were strongest when sustainability measures were integrated into operational planning rather than implemented as isolated corporate-responsibility projects. Route optimization, energy efficiency, waste prevention, and material recovery could simultaneously reduce operating costs and environmental impacts [30]. However, inconsistent measurement methods and limited Scope 3 information made it difficult to compare performance among companies. Implementation challenges remained widespread. Approximately 61% of the retained sources reported barriers including high technology costs, incompatible systems, cybersecurity risks, insufficient technical skills, regional inequalities, and weak SME capabilities. Large organizations were generally better positioned to invest in advanced technologies and establish common supplier standards. Smaller enterprises often depended on manual processes and legacy systems, resulting in gaps within otherwise advanced supply networks [31]. The scatter plot in figure 13 shows a strong positive agreement between actual and predicted supply-chain performance values. Most observations are closely distributed around the red reference line, indicating high predictive accuracy across different performance

JOURNAL FOR SOCIAL SCIENCE STUDIES
An International Peer-Reviewed Open Access Journal
ISSN (Online): 3006-2071 | ISSN (Print): 3006-2063
Volume 4 • Issue 5 • September 2026

levels. The limited deviations suggest that the model can reliably estimate supply-chain outcomes associated with digital technologies, industrial practices, policy drivers, and sustainability initiatives in China.

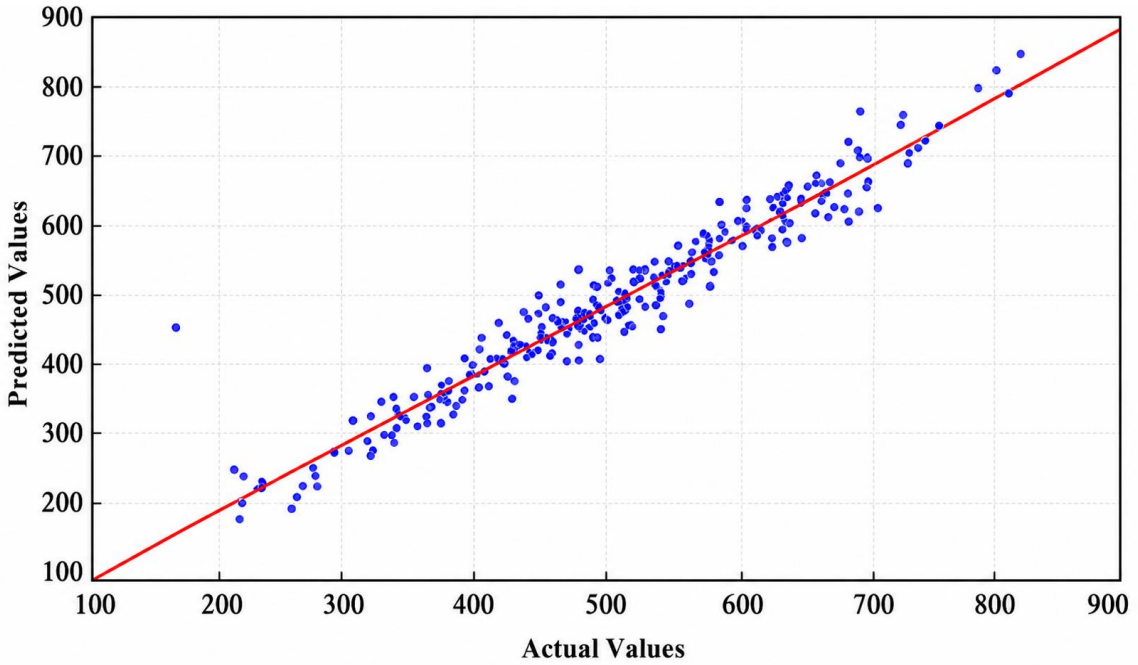

Figure 13: Comparison of actual and predicted supply-chain performance values under China's 2030 transformation priorities.

China has established a strong foundation for digitally enabled and sustainability-oriented supply-chain transformation. The evidence confirms improvements in visibility, forecasting, traceability, coordination, and risk detection. Nevertheless, fragmented standards, uneven organizational capabilities, cybersecurity threats, regional disparities, environmental-measurement limitations, and restricted SME participation continue to constrain progress. Achieving the country's 2030 priorities will therefore require the transformation of isolated technological initiatives into secure, connected, inclusive, resilient, and environmentally accountable supply-chain ecosystems.

9- Future Work:

Future research should move beyond broad assessments of digital adoption and examine how particular technologies influence supply-chain performance across different Chinese industries. Longitudinal studies are required to determine whether improvements in visibility, forecasting, traceability, and resilience are sustained over time. Such studies should measure changes in costs, delivery reliability, inventory efficiency, disruption-recovery time, energy consumption, waste generation, and carbon emissions before and after technology implementation. Greater attention should be given to sectoral and regional differences. Future studies could compare supply-chain transformation in manufacturing, automotive, electronics, agriculture, retail, energy, healthcare, and logistics [32]. Comparative investigation of coastal, central, western, and northeastern regions would also clarify how infrastructure, industrial concentration, workforce capabilities, and policy implementation affect modernization outcomes. This would help policymakers design region-specific interventions rather than applying uniform national approaches. Research should further investigate the participation of small and medium-sized enterprises in digital supply-chain ecosystems. Future work could evaluate

ISSN (Online): 3006-2071 | ISSN (Print): 3006-2063
Volume 4 • Issue 5 • September 2026

affordable cloud platforms, shared data infrastructure, digital-financing mechanisms, technical training, and supplier-development programs. Particular attention should be paid to whether digital requirements imposed by large firms create new opportunities for smaller suppliers or increase their financial and technological burdens [33]. The cybersecurity implications of connected supply chains also require deeper examination. Future research should analyze vulnerabilities associated with industrial IoT devices, cloud platforms, supplier portals, blockchain networks, digital twins, and AI-based decision systems. Studies should develop practical cybersecurity frameworks that cover multi-tier suppliers, data-access rights, incident reporting, system recovery, and cross-enterprise responsibility [34]. Environmental research should develop standardized methods for measuring supply-chain emissions, circularity, and resource productivity. More reliable approaches are needed for calculating Scope 3 emissions generated through purchased materials, outsourced transportation, product use, and end-of-life treatment. Future studies should connect carbon measurement with supplier assessment, shipment-level monitoring, lifecycle analysis, and product-level environmental information [35].

Further investigation is also needed into artificial intelligence governance. Research should examine the transparency, reliability, fairness, and accountability of AI systems used for supplier selection, demand forecasting, inventory allocation, risk scoring, and logistics optimization. Human oversight will remain important when automated recommendations affect supplier relationships, employment, resource distribution, or continuity decisions. Future studies should evaluate the combined effects of digitalization and sustainability rather than examining them independently [36]. Digital systems can improve energy efficiency and material utilization, but their own electricity consumption, data-center requirements, equipment replacement, and electronic waste should also be considered. Lifecycle-based evaluations would provide a more balanced understanding of the net environmental value of digital supply-chain technologies. Finally, future work should compare China's supply-chain transformation with developments in other major industrial economies and emerging markets [37]. International comparisons could identify transferable practices in digital governance, logistics modernization, supplier inclusion, resilience planning, and carbon reporting. Research extending beyond 2030 will also be necessary to evaluate whether China's policy objectives produce long-term changes in industrial competitiveness, environmental performance, social inclusion, and global supply-chain relationships.

Conclusion:

This study reviewed supply-chain transformation under China's 2030 development priorities by integrating evidence from academic publications, policy documents, and industry reports published between 2015 and 2026. From an initial collection of 365 sources, 214 were retained for thematic, bibliometric, and comparative analysis. The review examined transformation across manufacturing, automotive, electronics, retail, logistics, agriculture, energy, and healthcare through four principal dimensions: digital transformation, supply-chain resilience, policy alignment, and sustainable performance. The findings demonstrate that digital technologies are significantly changing supply-chain planning, production, monitoring, logistics, and risk management in China. Approximately 72% of the retained sources reported improvements in operational visibility following the adoption of digital supply-chain systems, while 64% connected artificial intelligence, big-data analytics, industrial IoT, blockchain, cloud platforms, or digital twins with better forecasting, traceability, inventory control, and risk detection. Government policies, infrastructure investment, industrial upgrading, and green-development requirements were identified as major transformation drivers in approximately 58% of the reviewed evidence. Nevertheless, technological adoption has not produced uniform outcomes across all sectors and organizations. Approximately 61% of the

ISSN (Online): 3006-2071 | ISSN (Print): 3006-2063
Volume 4 • Issue 5 • September 2026

retained sources documented implementation barriers, including high investment costs, incompatible data standards, cybersecurity exposure, shortages of technical skills, regional inequalities, supplier resistance, and limited digital capabilities among small and medium-sized enterprises. These findings indicate that isolated technology investments cannot generate complete supply-chain transformation without corresponding improvements in workforce capacity, organizational readiness, supplier cooperation, data governance, and supporting infrastructure. The sustainability evidence showed that green procurement, circular production, renewable-energy integration, low-carbon logistics, sustainable packaging, and supplier environmental assessment can reduce waste, resource consumption, and emissions. However, inconsistent environmental indicators and limited Scope 3 transparency continue to restrict meaningful performance evaluation. China's supply chains consequently require standardized carbon-accounting practices, lifecycle-based environmental assessment, and stronger information sharing among manufacturers, suppliers, logistics providers, and customers. The review concludes that China's progress toward 2030 will depend on its ability to integrate technological innovation with resilience planning, environmental responsibility, and inclusive industrial development. Stronger outcomes are likely when digital investment is combined with supplier diversification, interoperable data standards, cybersecurity protection, workforce development, regulatory coordination, and financial support for smaller enterprises. Supply-chain modernization should therefore be understood as a comprehensive organizational and institutional transformation rather than merely the installation of advanced technologies.

REFERENCES:

Alquraish, M. (2025). Digital transformation, supply chain resilience, and sustainability: A comprehensive review with implications for Saudi Arabian manufacturing. *Sustainability*, *17*(10), 4495.

Wang, F., & Liu, W. (2024). The current status, challenges, and future of China's photovoltaic industry: A literature review and outlook. *Energies*, *17*(22), 5694.

Ahmad, B., Muneer, M., Jillani, S. A., & Ahmed, S. (2026, January). Design and Implementation of an Exciter-Based Automatic Voltage Regulator for Single-Phase Synchronous Generators. In 2026 1st International Conference on Innovations in Information and Communication Technologies (IICT) (pp. 1-6). IEEE.

Sheng, X., Chen, L., Yuan, X., Tang, Y., Yuan, Q., Chen, R., ... & Liu, H. (2023). Green supply chain management for a more sustainable manufacturing industry in China: a critical review. *Environment, Development and Sustainability*, *25*(2), 1151-1183.

Zhang, A., Venkatesh, V. G., Wang, J. X., Mani, V., Wan, M., & Qu, T. (2023). Drivers of industry 4.0-enabled smart waste management in supply chain operations: a circular economy perspective in China. *Production Planning & Control*, *34*(10), 870-886.

Nie, Y., Hicks, B., Nassehi, A., & Valero, M. R. (2026). Aligning sustainable development goals and stakeholders' needs in food supply chains: a comprehensive review and mapping. *International Journal of Production Research*, *64*(13), 5402-5444.

Tang, J. (2024). New quality productivity and China's strategic shift towards sustainable and innovation-driven economic development. *Journal of Interdisciplinary Insights*, *2*(3), 36-45.

Ahmad, B., Ali, S., Muneer, M., Fatima, A., & Abbas, N. (2025). Wind energy integration into the SAARC region: A comprehensive review of optimal wind sites for a sustainable super smart grid. Wind Energy, 3(2).

ISSN (Online): 3006-2071 | ISSN (Print): 3006-2063
Volume 4 • Issue 5 • September 2026

Setyadi, A., Soekotjo, S., Lestari, S. D., Pawirosumarto, S., & Damaris, A. (2025). Trends and opportunities in sustainable manufacturing: A systematic review of key dimensions from 2019 to 2024. *Sustainability*, *17*(2), 789.

Qian, J. (2025). *Governing China's digital transformation: Industrial policy, regulatory governance, and innovation*. Taylor & Francis.

Abaker, A., ElGili, M., & Arees, B. (2026). Emerging Technologies as Enablers of Sustainable Management: A Comprehensive Framework—The Role of Saudi Arabia's Vision 2030. *Sustainability*, *18*(7), 3168.

Wang, S., Hu, Y., Zhao, Z., Cai, J., Yang, J., Liu, M., ... & Bi, J. (2025). Rising attention and shifting themes in green supply chain discourse: Evidence from Weibo (2012–2024). *Journal of Cleaner Production*, *518*, 145911.

Caiado, R. G. G., Scavarda, L. F., Azevedo, B. D., de Mattos Nascimento, D. L., & Quelhas, O. L. G. (2022). Challenges and benefits of sustainable industry 4.0 for operations and supply chain management—A framework headed toward the 2030 agenda. *Sustainability*, *14*(2), 830.

Huang, R., & Luo, X. (2025). Achieving supply chain sustainable development within the framework of carbon neutrality scenario—A bibliometric analysis. *Business Strategy and the Environment*, *34*(2), 2297-2319.

Ahmad, B., Majeed, M. K., Soomro, A. A., & Jillani, S. A. (2026, January). Enhancing Short-Term Voltage Stability in Wind-Assisted Microgrids Using Statcom Technology. In 2026 1st International Conference on Innovations in Information and Communication Technologies (IICT) (pp. 1-6). IEEE.

Ameh, B. (2024). Technology-integrated sustainable supply chains: Balancing domestic policy goals, global stability, and economic growth. *Int J Sci Res Arch*, *13*(2), 1811-1828.

Zhao, G., Chen, X., Jones, P., Liu, S., Lopez, C., Leoni, L., & Dennehy, D. (2025). Understanding the drivers of Industry 4.0 technologies to enhance supply chain sustainability: Insights from the agri-food industry. *Information Systems Frontiers*, *27*(4), 1619-1649.

Han, F., Ren, A., Liu, J., Yu, L., Jia, F., Hou, H., & Liu, Y. (2024). Towards sustainable industry: A comprehensive review of Energy–Economy–Environment system analysis and future trends. *Sustainability*, *16*(12), 5085.

Santiago, F., Haraguchi, N., & Lavopa, A. (2024). Global trends and world order: Implications for new industrial policies in developing countries. *Journal of Industry, Competition and Trade*, *24*(1), 5.

Wei, T., Li, H., & Miao, J. (2025). Integration and development path of smart grid technology: Technology-driven, policy framework and application challenges. *Processes*, *13*(8), 2428.

Dhairiyasamy, R., Gabiriel, D., Bunpheng, W., & Kit, C. C. (2024). A comprehensive analysis of India's electric vehicle battery supply chain: barriers and solutions. *Discover Sustainability*, *5*(1), 361.

Chigbu, B. I. (2024). Advancing sustainable development through circular economy and skill development in EV lithium-ion battery recycling: a comprehensive review. *Frontiers in Sustainability*, *5*, 1409498.

Ahmad, B., Jillani, S. A., Rafique, M., & Soomro, A. A. (2026, January). Design and Monitoring of a Tree-Inspired Vertical Axis Wind Turbine for Efficient Urban Wind Utilization. In 2026 1st International Conference on Innovations in Information and Communication Technologies (IICT) (pp. 1-6). IEEE.

ISSN (Online): 3006-2071 | ISSN (Print): 3006-2063
Volume 4 • Issue 5 • September 2026

Baca-Neglia, M., Barreto-Pio, C., Virú-Vásquez, P., Badillo-Rivera, E., Césare-Coral, M. F., Castro-Pantoja, J. B., ... & Quispe-Ojeda, T. C. (2025). Industry 4.0, circular economy and sustainable development goals: future research directions through scientometrics and mini-review. *Sustainability*, *17*(14), 6468.

Zhao, S., Yang, S., Huang, Q., Zhu, H., Xu, J., Fu, D., & Li, G. (2025, August). Comprehensive review of life cycle carbon footprint in edible vegetable oils: Current status, impact factors, and mitigation strategies. In *Waste* (Vol. 3, No. 3, p. 26). MDPI.

Ramírez-Márquez, C., Posadas-Paredes, T., Raya-Tapia, A. Y., & Ponce-Ortega, J. M. (2024). Natural resource optimization and sustainability in society 5.0: A comprehensive review. *Resources*, *13*(2), 19.

Dongfang, W., Ponce, P., Yu, Z., Ponce, K., & Tanveer, M. (2022). The future of industry 4.0 and the circular economy in Chinese supply chain: In the Era of post-COVID-19 pandemic. *Operations Management Research*, *15*(1), 342-356.

Singh, R. K., Mathiyazhagan, K., & Gunasekaran, A. (2025). Advancing towards sustainable and net-zero supply chains: a comprehensive analysis of knowledge capabilities and industry dynamism. *Journal of Knowledge Management*, *29*(1), 148-170.

Wu, J., Xu, Y., & Liu, Z. (2024). A comprehensive review on agricultural greenhouse gas emission reductions in China: opportunities and challenges. *Carbon Footprints*, *3*(4), N-A.

Pereira, E. T., Shafique, M. N., Vieira, H., Costa, P., CO, M. J., & Szczygiel, N. (2026). A systematic literature review of digital supply chains and logistics 4.0 for sustainability and circular economy. *Sustainability*, *18*(5), 2318.

Abu-Bakar, H., Charnley, F., Hopkinson, P., & Morasae, E. K. (2024). Towards a typological framework for circular economy roadmaps: A comprehensive analysis of global adoption strategies. *Journal of Cleaner Production*, *434*, 140066.

Manzoor, S., Fayaz, U., Dar, A. H., Dash, K. K., Shams, R., Bashir, I., ... & Abdi, G. (2024). Sustainable development goals through reducing food loss and food waste: A comprehensive review. *Future Foods*, *9*, 100362.

Hlortu, O., Tetteh, F. K., & Kwateng, K. O. (2026). The Role of Supply Chain Learning in Circular Economy Transition: A Systematic Review and Future Research Agenda. *Circular Economy and Sustainability*, *6*(2), 117.

Zhao, T. Y., Li, W. L., Kelebek, S., Choi, Y., Wu, C. Q., Zhang, W. J., ... & Sadri, F. (2025). A comprehensive review on rare earth elements: resources, technologies, applications, and prospects. *Rare Metals*, *44*(10), 7011-7040.

Latupeirissa, J. J. P., Dewi, N. L. Y., Prayana, I. K. R., Srikandi, M. B., Ramadiansyah, S. A., & Pramana, I. B. G. A. Y. (2024). Transforming public service delivery: A comprehensive review of digitization initiatives. *Sustainability*, *16*(7), 2818.

Kwilinski, A. (2023). E-commerce and sustainable development in the European Union: A comprehensive analysis of SDG2, SDG12, and SDG13. In *Forum Scientiae Oeconomia* (Vol. 11, No. 3, pp. 87-107). Wydawnictwo Naukowe Akademii WSB.

Hu, P., Toma, L. T., Alam, A., Ahmmed, M. T., Islam, M. J., Farhana, K., ... & Bhuiyan, M. A. (2025). A comprehensive review of food waste management in attaining SDG 12.3 goals: insights from Asian countries. *Frontiers in Sustainable Food Systems*, *9*, 1710361.